



बाजार माहिती विश्लेषण व जोखीम निवारण कक्ष Market Intelligence and Risk Mitigation Cell



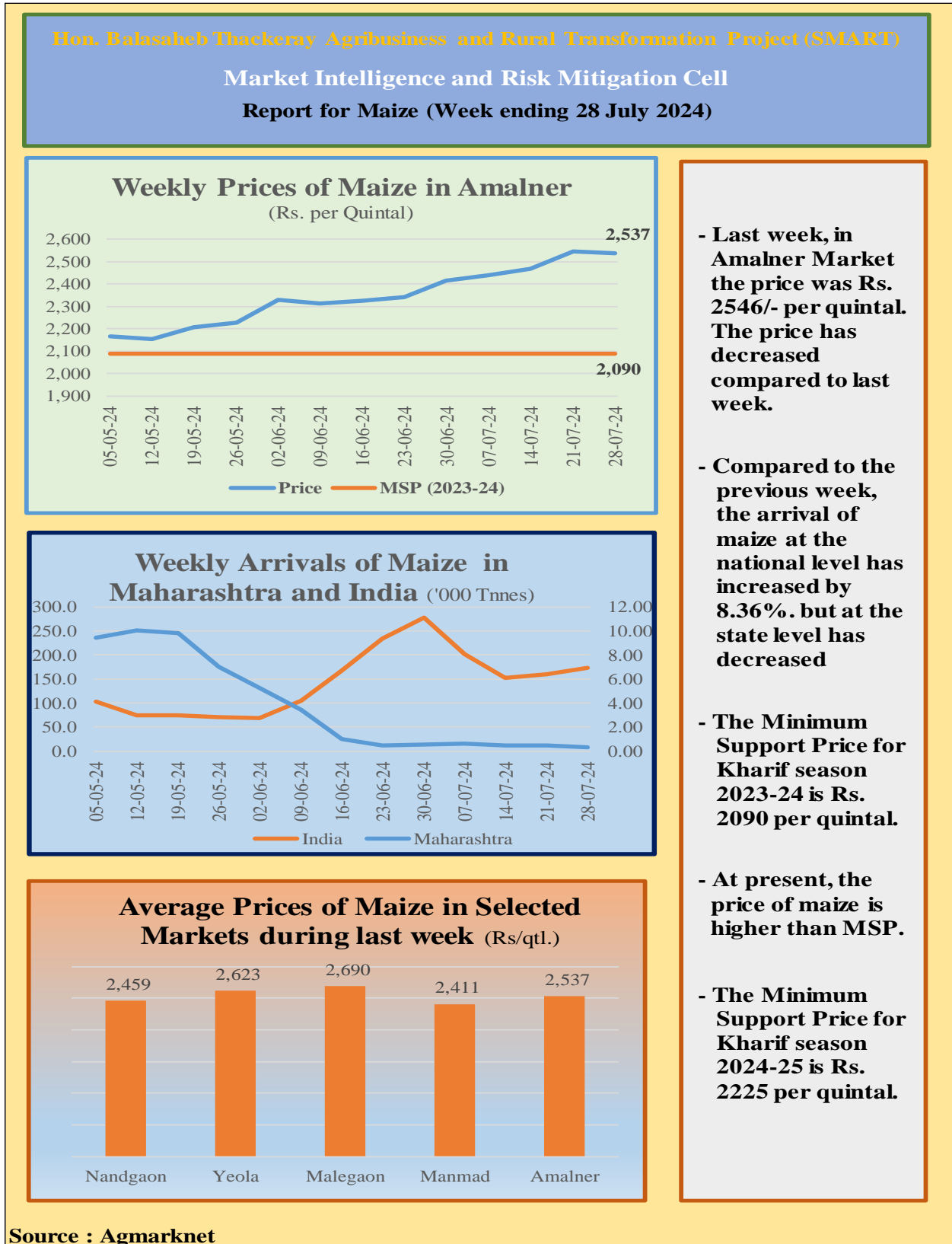
Weekly Price Monitoring Report 29.07.2024

Project Implementation Unit- Agriculture

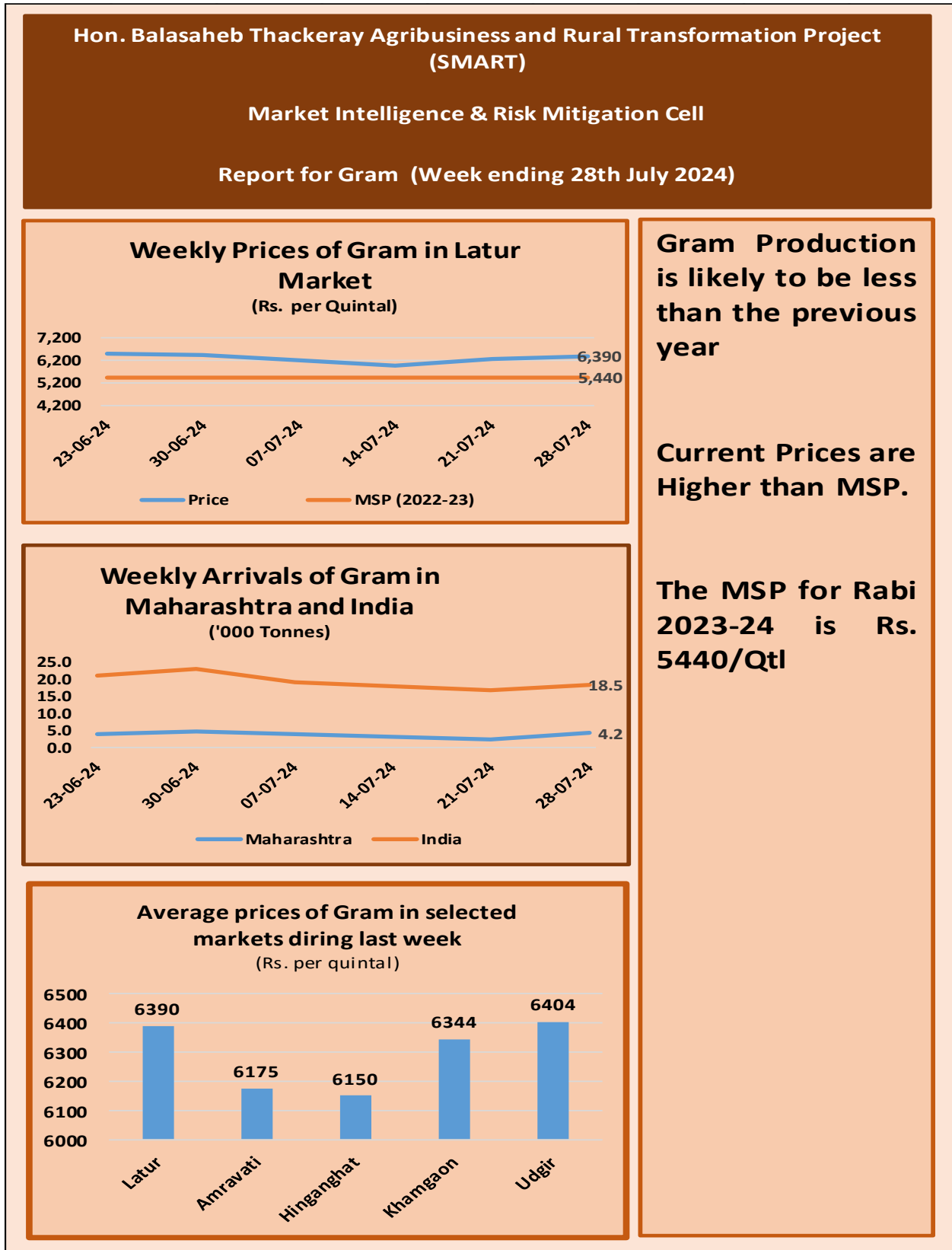
Hon. Balasaheb Thackeray Agribusiness & Rural Transformation Project

The World Bank assisted project: State of Maharashtra Agribusiness & Rural Transformation (SMART)

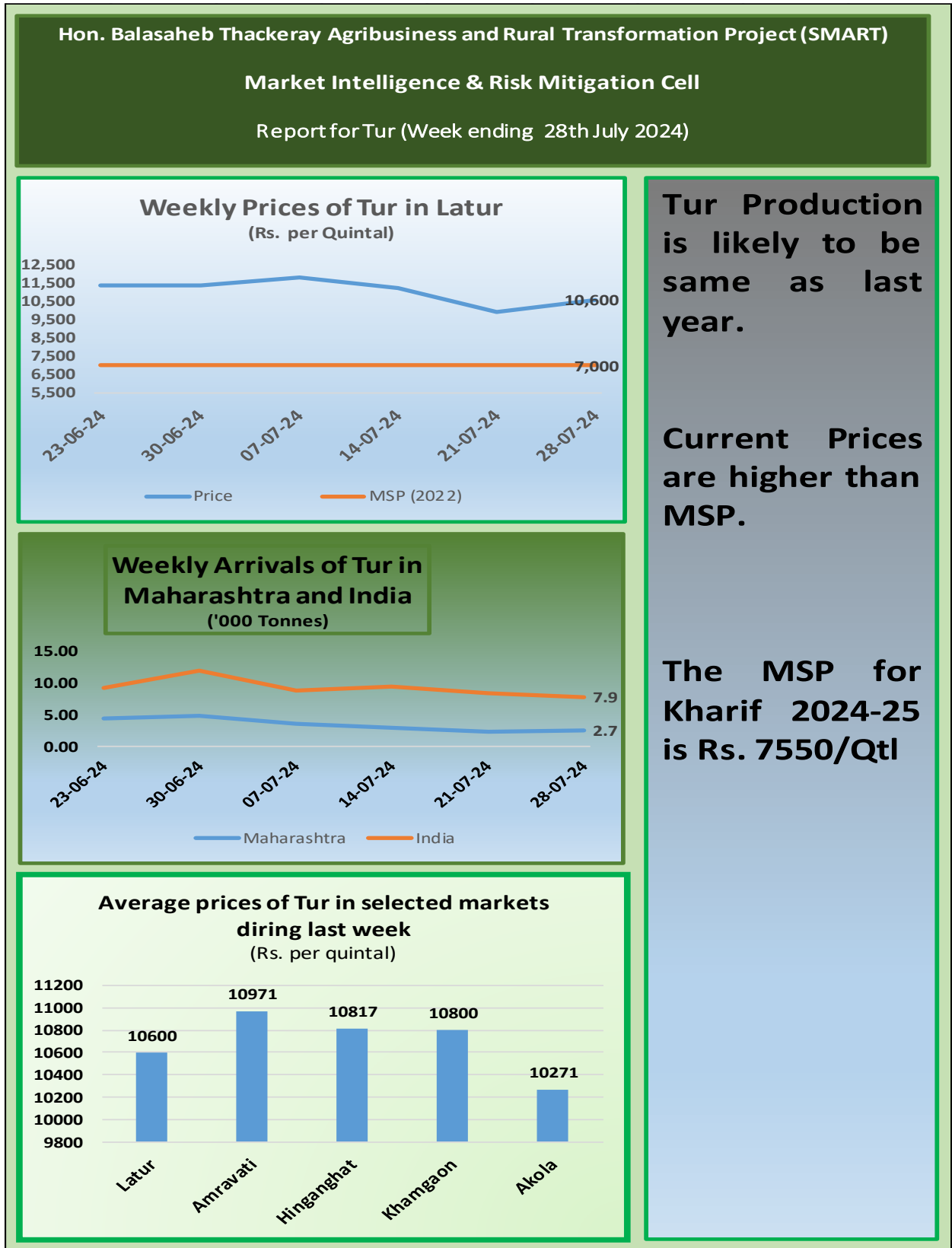
1. **Maize** 🌽 (Click the link to join our WhatsApp group here → <https://rb.gy/hzx5xl>)



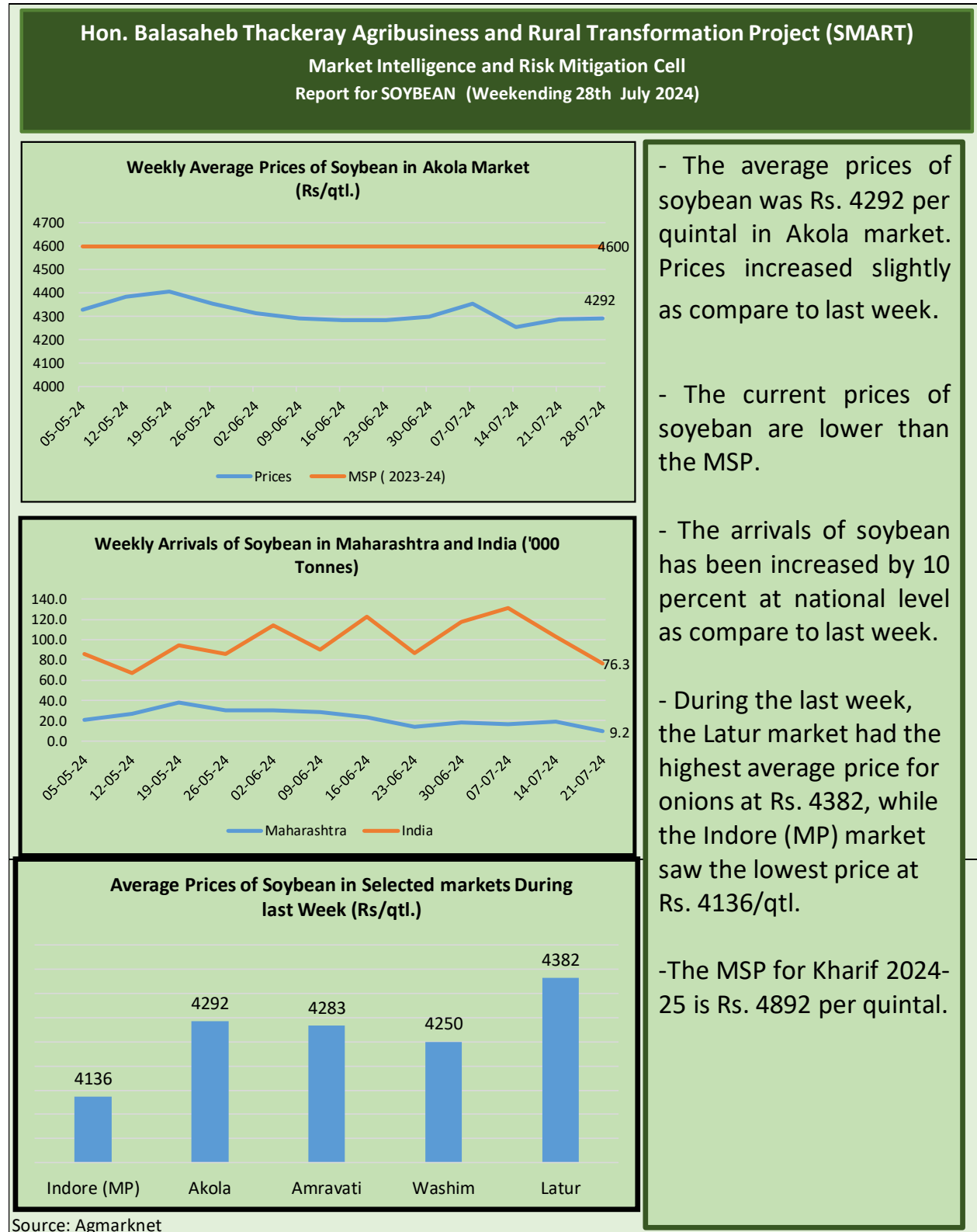
2. **Gram** (Click the link to join our WhatsApp group here → <https://rb.gy/hzx5xl>)



3. **Tur** (Click the link to join our WhatsApp group here → <https://rb.gy/hzx5xl>)

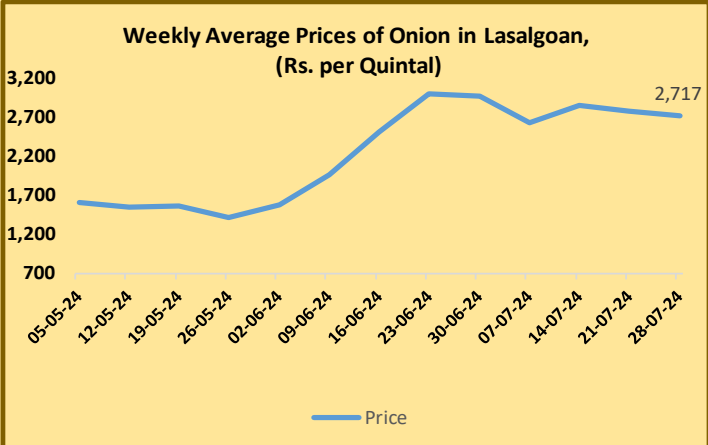


4. **Soybean** (Click the link to join our WhatsApp group here → <https://rb.gy/hzx5xl>)

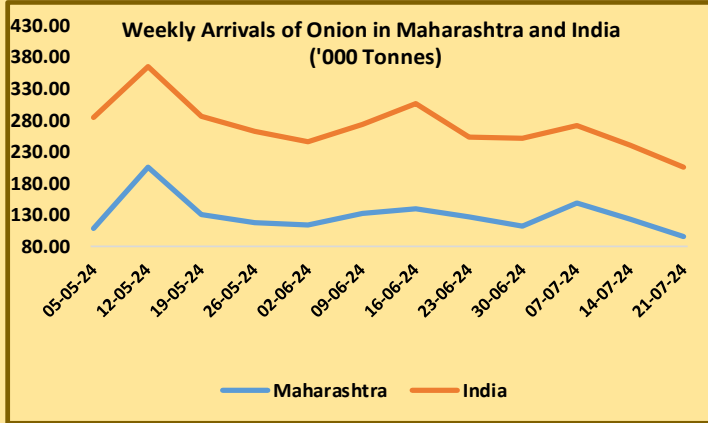


5. **Onion** (Click the link to join our WhatsApp group here → <https://rb.gy/hzx5xl>)

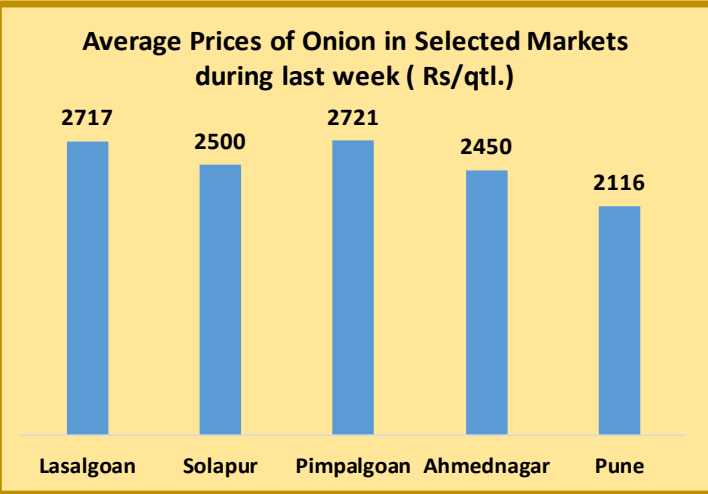
**Hon. Balasaheb Thackeray Agribusiness and Rural Transformation Project (SMART)
Market Intelligence and Risk Mitigation Cell
Report for Onion (Week ending 28th July 2024)**



-The average price of onion in the Lasalgoan market was Rs. 2717 per quintal last week, which represents 2 percent decreased from the previous week due to increased in arrivals.



- Onion arrivals have been increased by 8 percent as compared to the previous week both at national level.



-During the last week, the Pimpalgaon market had the highest average price for onions at Rs. 2721, while the Pune market saw the lowest price at

Source: Agmarknet

6. **Tomato** (Click the link to join our WhatsApp group here → <https://rb.gv/hzx5xl>)

Hon. Balasaheb Thackeray Agribusiness and Rural Transformation Project (SMART)
Market Intelligence and Risk Mitigation Cell
 Report for Tomato (Week ending 28th July 2024)

Weekly Average Prices of Tomato in Pune Market (Rs. per Quintal)

Date	Price (Rs/qlt)
05-05-24	1000
12-05-24	1000
19-05-24	1100
26-05-24	1300
02-06-24	1500
09-06-24	2200
16-06-24	2200
23-06-24	3000
30-06-24	2500
07-07-24	3000
14-07-24	3000
21-07-24	3500
28-07-24	3542

Weekly Arrivals of Tomato in Maharashtra and India ('000 Tonnes)

Date	Maharashtra ('000 Tonnes)	India ('000 Tonnes)
05-05-24	78	62
12-05-24	85	75
19-05-24	88	78
26-05-24	82	74
02-06-24	80	76
09-06-24	75	73
16-06-24	60	58
23-06-24	55	55
30-06-24	60	75
07-07-24	68	85
14-07-24	62	73
21-07-24	55	72
28-07-24	62	75

Average Prices of Tomato in Selected Markets (APMCs) during last week (Rs/qlt.)

Market	Average Price (Rs/qlt.)
Pune	3542
Mumbai	5740
Narayangoan	3000
Sangamner	2500
Solapur	2133

-The average price of Tomato during last week in Pune market is Rs.3542 per quintal, decreased by 8 % as compared to previous week due to increased arrivals.

- Tomato arrivals have been increased by 3 percent as compared to the previous week at national level.

- The highest average prices received in Mumbai market (Rs.65740/quintal) and lowest price received in Solapur market (Rs.2133/quintal)

Source: Agmarknet

7

(Source: AGMARKNET and Ministry of Agriculture, Govt. of India)

पुढील QR कोड स्कॅन करून
स्मार्ट प्रकल्पाचे मोबाईल
एँप्लिकेशन डाऊनलोड करा



For Further Information:

Market Intelligence and Risk Mitigation Cell

Project Implementation Unit- Agriculture

Hon. Balasaheb Thackeray Agribusiness and Rural Transformation Project (SMART)

Sheti Mahamandal Bhavan, 270, Bhamburda, Senapati Bapat Road, Pune - 411016.

Phone : 020-25656577, **Toll Free No.:** 1800 210 1770

E-mail : marketintelligence.smart@gmail.com

Website: <https://www.smart-mh.org>