



Market Intelligence and Risk Mitigation cell



Weekly Price Monitoring Report



Project Implementation Unit- Agriculture


The World Bank assisted project

Hon. Balasaheb Thackeray Agribusiness & Rural Transformation Project

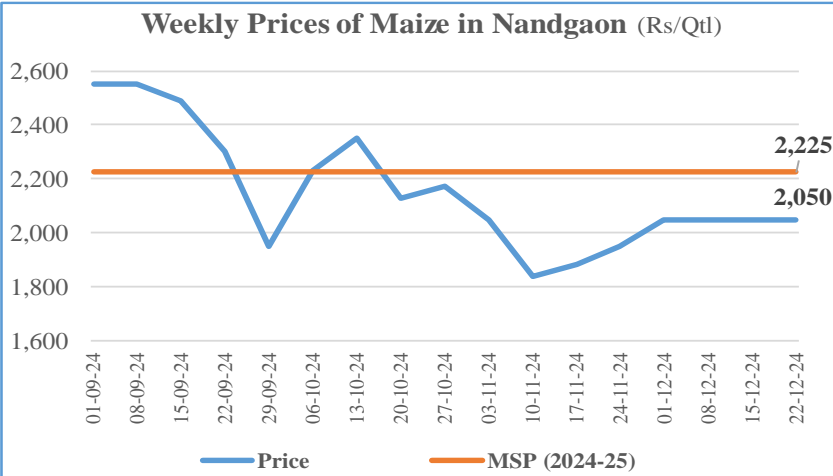
1. **Maize** (Click the link to join our WhatsApp group here → <https://rb.gy/hzx5xl>)

Weekly Price of Maize

By the end of 22 December 2024 : ₹ 2050 /Qtl.



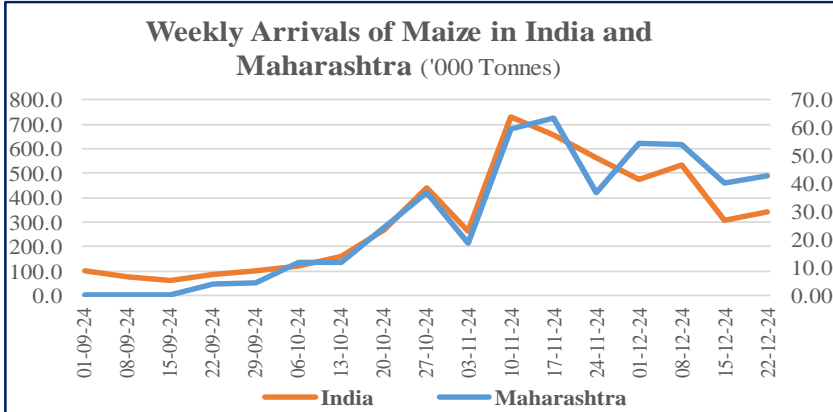
Weekly Prices of Maize in Nandgaon (Rs/Qtl)



Date	Price (Rs/Qtl)	MSP (2024-25)
01-09-24	2550	2225
08-09-24	2550	2225
15-09-24	2500	2225
22-09-24	2300	2225
29-09-24	1950	2225
06-10-24	2250	2225
13-10-24	2350	2225
20-10-24	2150	2225
27-10-24	2180	2225
03-11-24	2050	2225
10-11-24	1850	2225
17-11-24	1900	2225
24-11-24	1950	2225
01-12-24	2050	2225
08-12-24	2050	2225
15-12-24	2050	2225
22-12-24	2050	2225

- Last week, in Nandgaon Market the price was Rs. 2050 per quintal. The price is the same compared to last week.
- The Minimum Support Price for Kharif season 2024-25 is Rs. 2225 per quintal.

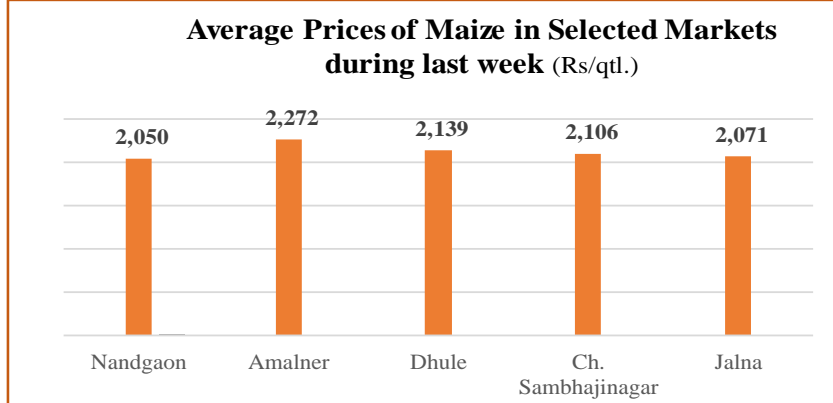
Weekly Arrivals of Maize in India and Maharashtra ('000 Tonnes)



Date	India ('000 Tonnes)	Maharashtra ('000 Tonnes)
01-09-24	100	50
08-09-24	80	40
15-09-24	70	30
22-09-24	80	40
29-09-24	100	60
06-10-24	150	100
13-10-24	200	150
20-10-24	350	300
27-10-24	450	400
03-11-24	250	200
10-11-24	700	650
17-11-24	650	600
24-11-24	550	450
01-12-24	500	600
08-12-24	550	600
15-12-24	350	450
22-12-24	350	450

- At present, the price of maize is lower than MSP.
- Compared to the previous week, the arrival of maize at the national level and state level has increased by 10.30 % and 6.14 % respectively.

Average Prices of Maize in Selected Markets during last week (Rs/qtt.)



Market	Average Price (Rs/qtt.)
Nandgaon	2,050
Amalner	2,272
Dhule	2,139
Ch. Sambhajinagar	2,106
Jalna	2,071

- During the last week, the highest average price of Maize at Rs. 2272 per quintal in Amalner market, while the Nandgaon market observed the lowest price at Rs. 2050/ qtl.

Source : Agmarknet

2

2. **Gram** (Click the link to join our WhatsApp group here → <https://rb.gy/hzx5xl>)

Gram weekly Prices

Week ending 22nd December 2024: Rs. 6185/qrtl

Weekly Prices of Gram in Latur Market

(Rs. per Quintal)

Date	Price (Rs. per Quintal)	MSP (2023-24)
17-11-24	6,200	5,440
24-11-24	6,250	5,440
01-12-24	6,300	5,440
08-12-24	6,200	5,440
15-12-24	6,200	5,440
22-12-24	6,185	5,440

Gram Production is likely to be less than the previous year

Current Prices are Higher than MSP.

The MSP for Rabi 2023-24 is Rs. 5440/QtI

Weekly Arrivals of Gram in Maharashtra and India

('000 Tonnes)

Date	Maharashtra ('000 Tonnes)	India ('000 Tonnes)
17-11-24	3.0	18.0
24-11-24	4.0	19.0
01-12-24	3.0	16.0
08-12-24	3.0	20.0
15-12-24	5.0	19.0
22-12-24	3.0	19.0

Average prices of Gram in selected markets during last week

(Rs. per quintal)

Market	Average Price (Rs. per quintal)
Latur	6,185
Amravati	5,899
Hinganghat	6,056
Khangaon	5,806
Udgir	6,185

3. **Tur** (Click the link to join our WhatsApp group here → <https://rb.gy/hzx5xl>)

Tur weekly Prices

Week ending 22nd December 2024: Rs. 8170/qtl

Weekly Prices of Tur in Latur (Rs. per Quintal)

Date	Price (Rs. per Quintal)	MSP (2024-25)
17-11-24	~9200	7500
24-11-24	~10200	7500
01-12-24	~9000	7500
08-12-24	~8000	7500
15-12-24	~8800	7500
22-12-24	8170	7500

Weekly Arrivals of Tur in Maharashtra and India ('000 Tonnes)

Date	Maharashtra ('000 Tonnes)	India ('000 Tonnes)
17-11-24	~2.0	~5.0
24-11-24	~2.0	~4.0
01-12-24	~2.0	~5.0
08-12-24	~2.0	~8.0
15-12-24	~8.0	~18.0
22-12-24	~8.0	~22.0

Average prices of Tur in selected markets during last week (Rs. per quintal)

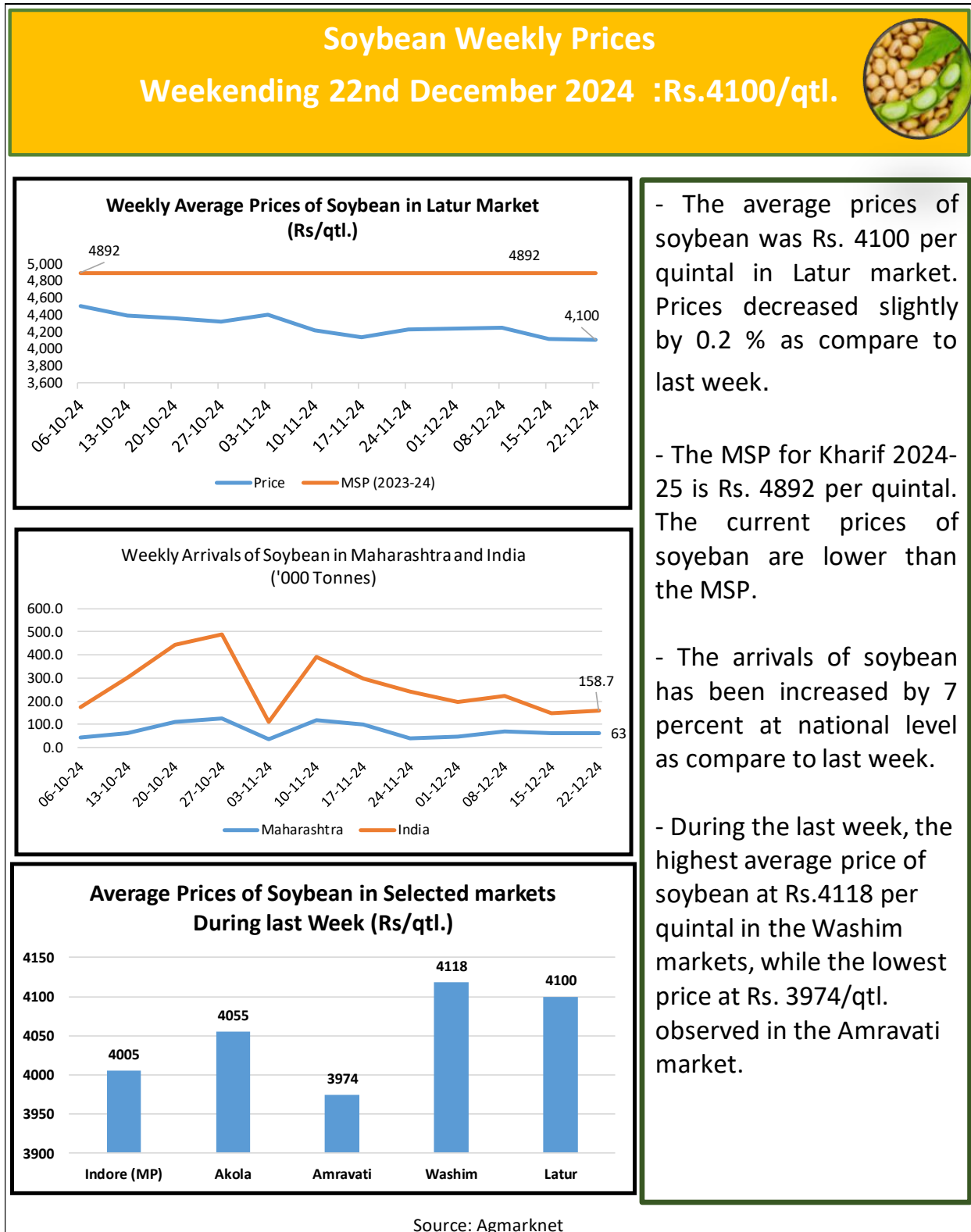
Market	Average Price (Rs. per quintal)
Latur	8170
Amravati	8600
Hinganghat	8973
Khamgaon	7720
Akola	8009

Tur Production is likely to be same as last year.

Current Prices are higher than MSP.


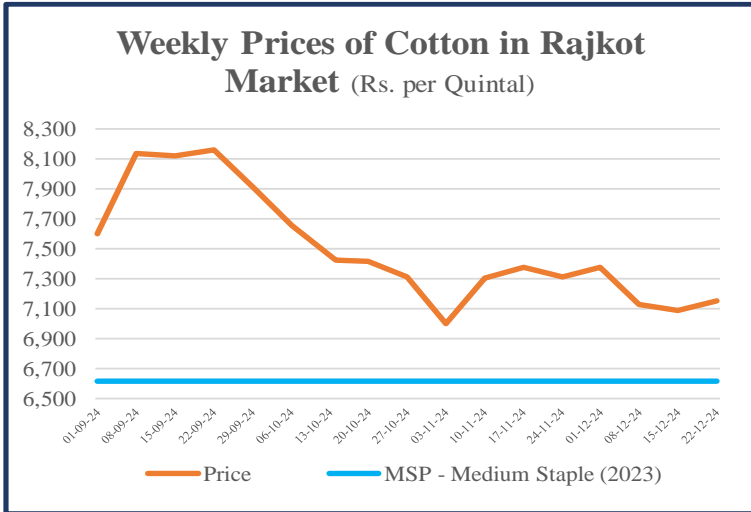
The MSP for Kharif 2024-25 is Rs. 7550/Qtl

4. **Soybean** (Click the link to join our WhatsApp group here → <https://rb.gy/hzx5xl>)



5. **Cotton** (Click the link to join our WhatsApp group here → <https://rb.gy/hzx5xl>)

Weekly Price of Cotton
By the end of 22 December 2024: ₹ 7,150/qtl.

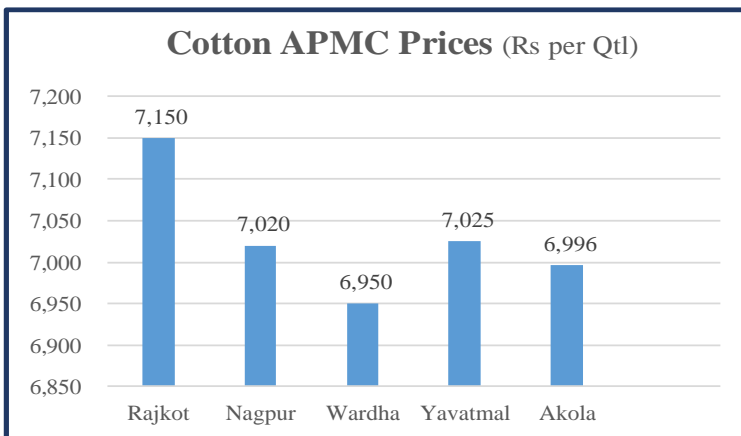
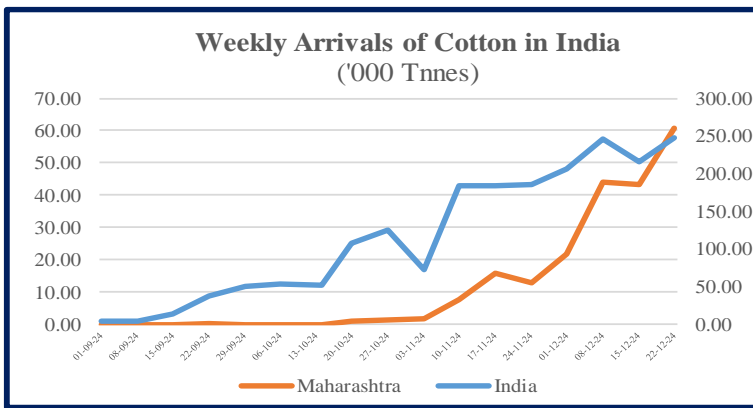



India’s cotton production for the 2024-25 season is forecast to drop by 7.4% to 30.2 million bales due to reduced planted area and crop damage from excessive rainfall.

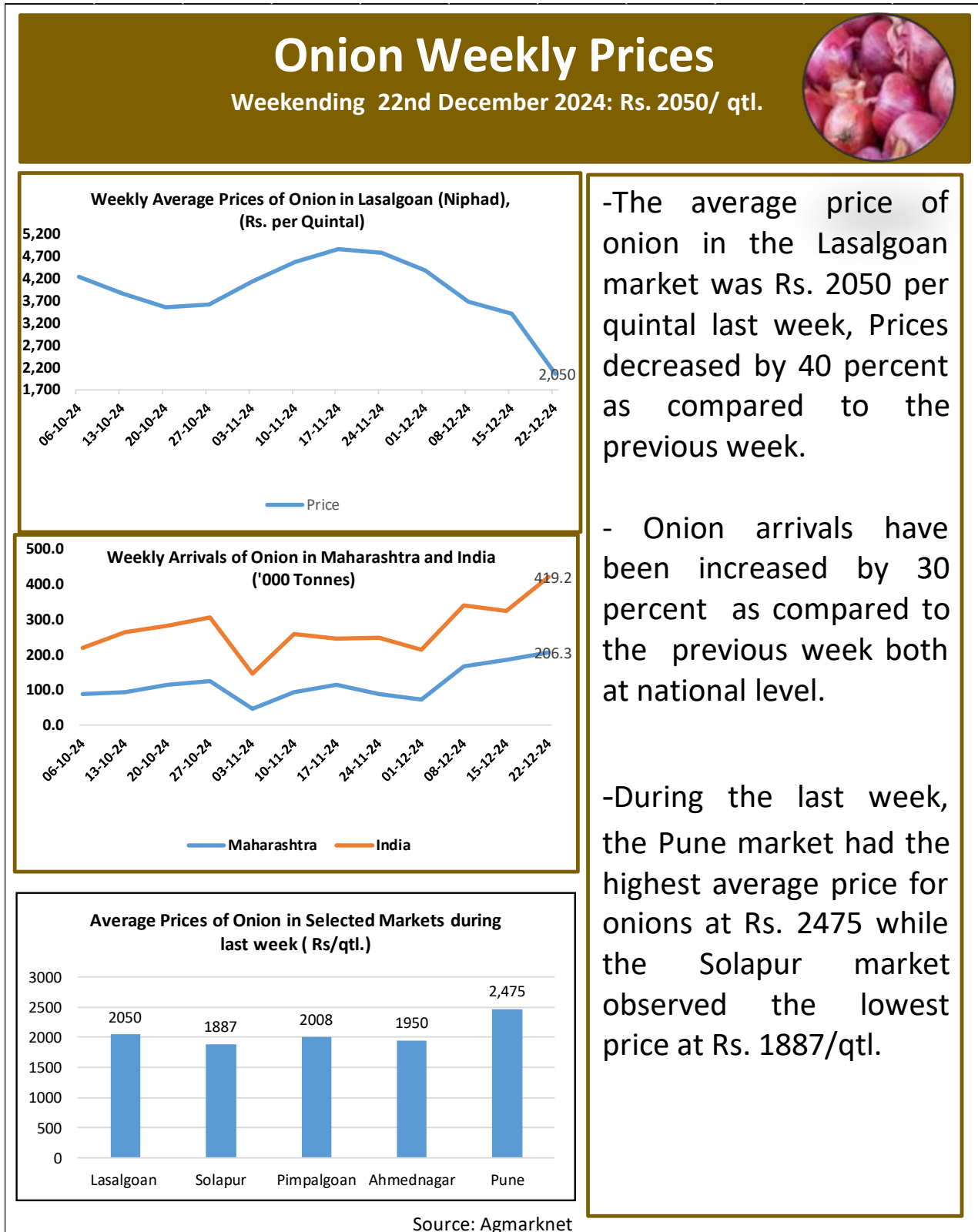
The USDA also revised its India production forecast down to 30.72 million bales, further tightening supply.

This decline in domestic production is expected to reduce exports and increase the need for imports, which are projected to rise to 2.5 million bales from 1.75 million bales in the previous year.

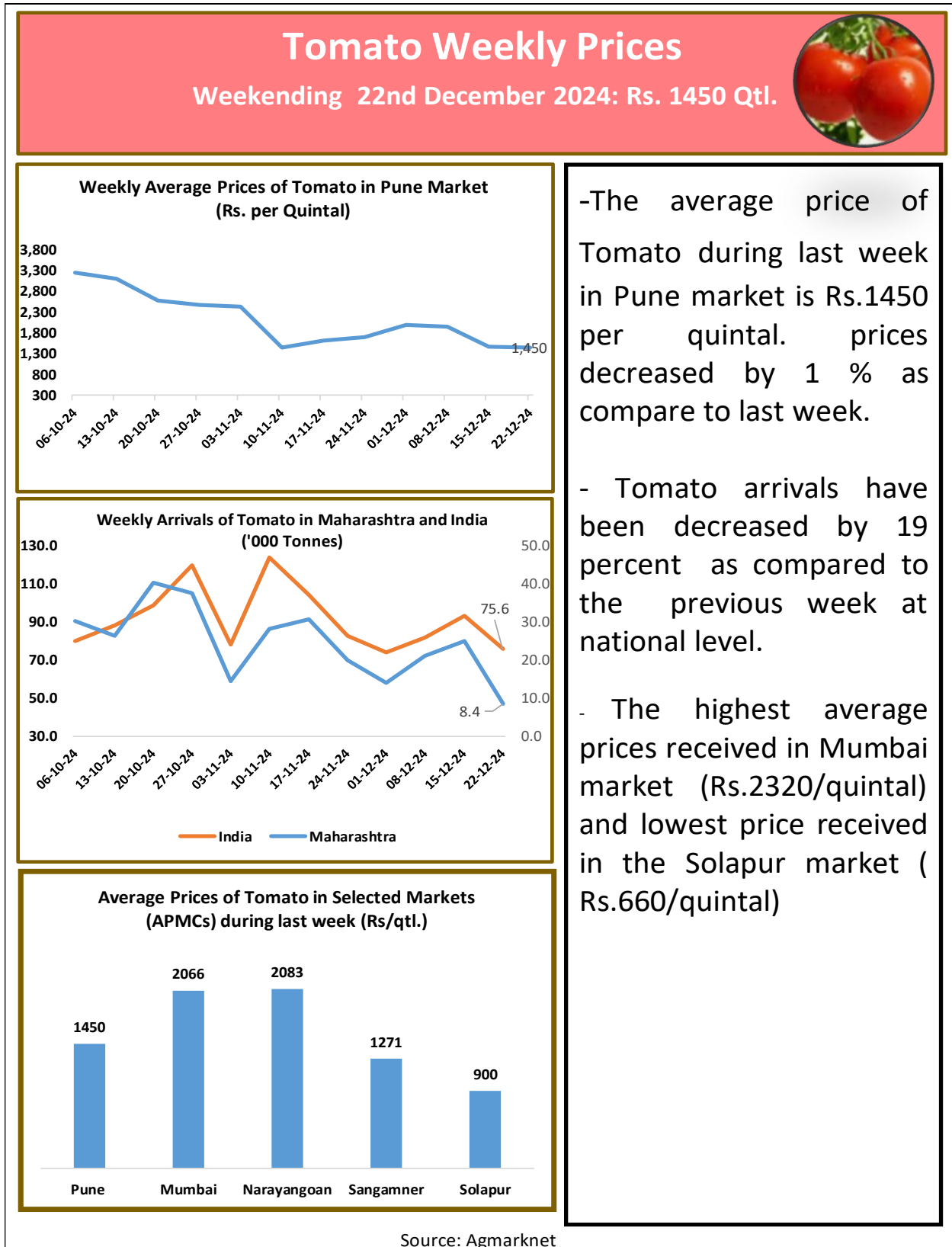
Cotton production is projected to increase in China, Brazil, and Argentina, more than offsetting reductions in the US and Spain
(Source – USDA)



6. **Onion** (Click the link to join our WhatsApp group here → <https://rb.gy/hzx5xl>)




7. **Tomato** (Click the link to join our WhatsApp group here → <https://rb.gy/hzx5xl>)



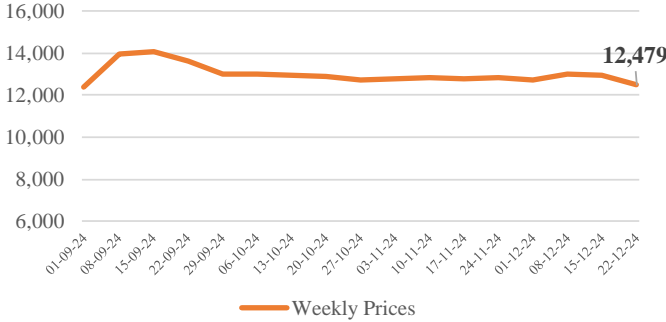
8. **Turmeric** (Click the link to join our WhatsApp group here → <https://rb.gy/hzx5xl>)

Weekly Prices of Turmeric

By the end of 22 December 2024 : ₹ 12479 /- Qtl.



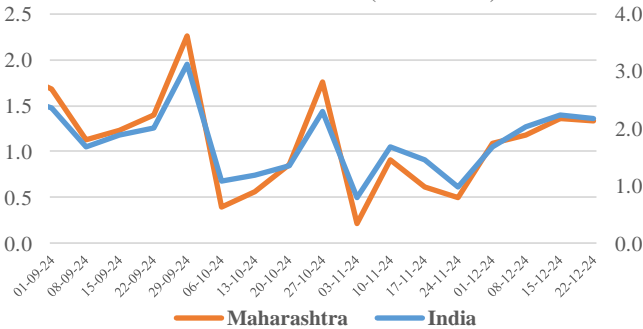
Weekly Prices of Turmeric in Basmat Market (Rs. per Quintal)



Date	Price (Rs. per Quintal)
01-09-24	12,500
08-09-24	14,000
15-09-24	14,000
22-09-24	13,500
29-09-24	13,200
06-10-24	13,000
13-10-24	12,800
20-10-24	12,800
27-10-24	12,800
03-11-24	12,800
10-11-24	12,800
17-11-24	12,800
24-11-24	12,800
01-12-24	12,800
08-12-24	12,800
15-12-24	12,800
22-12-24	12,479

- Last week, in Basamat Market the price was Rs. 12479/- per quintal. The price has decreased compared to last week.
- Compared to the previous week, the arrivals of Turmeric at national and state level has decreased by 2.15 % and 1.57 % respectively.
- During the last week, the highest average price of Turmeric at Rs. 12850 / quintal in Nanded market, while the Hingoli market observed the lowest price at Rs. 12450 / qtl.

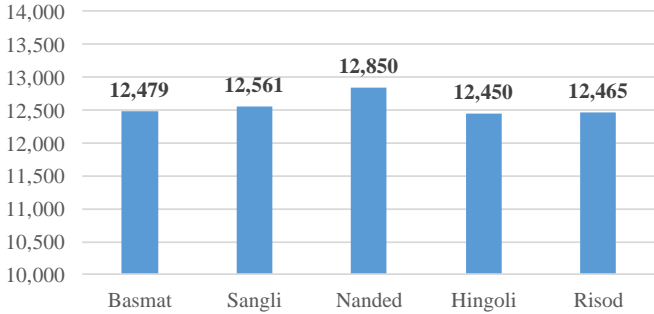
Weekly Arrivals of Turmeric in India & Maharashtra ('000 Tonnes)



Date	Maharashtra ('000 Tonnes)	India ('000 Tonnes)
01-09-24	1.8	1.5
08-09-24	1.2	1.1
15-09-24	1.3	1.2
22-09-24	1.4	1.3
29-09-24	2.2	1.8
06-10-24	0.5	0.8
13-10-24	0.6	0.8
20-10-24	0.8	0.8
27-10-24	1.7	1.4
03-11-24	0.3	0.5
10-11-24	0.9	1.1
17-11-24	0.6	0.9
24-11-24	0.5	0.8
01-12-24	1.1	1.1
08-12-24	1.3	1.3
15-12-24	1.4	1.4
22-12-24	1.4	1.4

- The Global Turmeric market is anticipated to rise at a considerable rate during the forecast period, between 2024 and 2031.
- The global Turmeric market size was valued at USD 1081.34 million in 2021 and is expected to expand at a CAGR of 7.19% during the forecast period, reaching USD 1640.13 million by 2031.

Turmeric Prices in APMC Markets (Rs./Qtl.)



Market	Price (Rs./Qtl.)
Basmat	12,479
Sangli	12,561
Nanded	12,850
Hingoli	12,450
Risod	12,465

- The global production of turmeric is around 11 lakh tonnes per annum. India dominates the world production scenario contributing 80% followed by China (8%), Myanmar (4%), Nigeria (3%) and Bangladesh (3%).
- Maharashtra is ranked first in India in terms of area and production of turmeric in the years 2022–23.
- In Maharashtra Sangli, Hingoli, Nanded, Parbhani, Washim are the major turmeric growing districts

(Source - Turmeric Outlook - Precision Reports)

Source - Agmarknet

9

(Source: AGMARKNET and Ministry of Agriculture, Govt. of India)

पुढील QR कोड स्कॅन करून
स्मार्ट प्रकल्पाचे मोबाईल
ॲप्लिकेशन डाऊनलोड करा



For Further Information:

Market Intelligence and Risk Mitigation Cell

Project Implementation Unit- Agriculture

Hon. Balasaheb Thackeray Agribusiness and Rural Transformation Project (SMART)

Sheti Mahamandal Bhavan, 270, Bhamburda, Senapati Bapat Road, Pune - 411016.

Phone : 020-25656577, **Toll Free No.:** 1800 210 1770

E-mail : marketintelligence.smart@gmail.com

Website: <https://www.smart-mh.org>