



Market Intelligence and Risk Mitigation cell



Weekly Price Monitoring Report



Project Implementation Unit- Agriculture


The World Bank assisted project

Hon. Balasaheb Thackeray Agribusiness & Rural Transformation Project

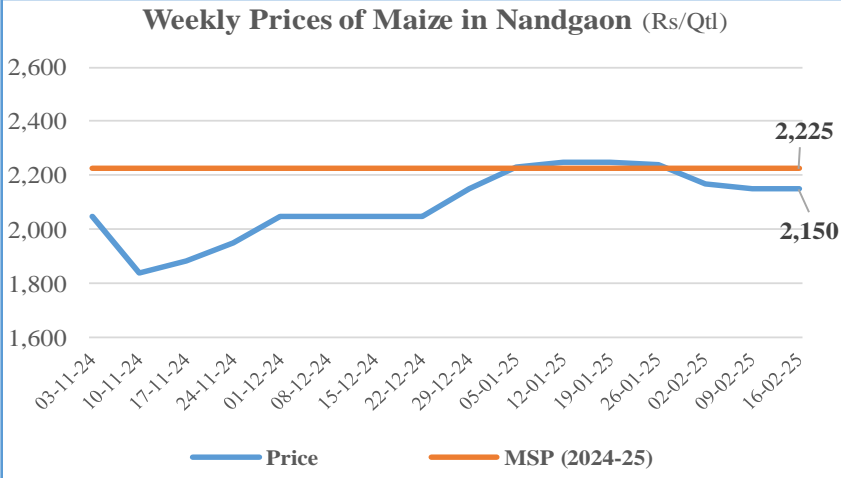
1. **Maize** (Click the link to join our WhatsApp group here → <https://shorturl.at/jOYAM>)

Weekly Price of Maize

By the end of 16 February 2025 : ₹ 2150 /Qtl.



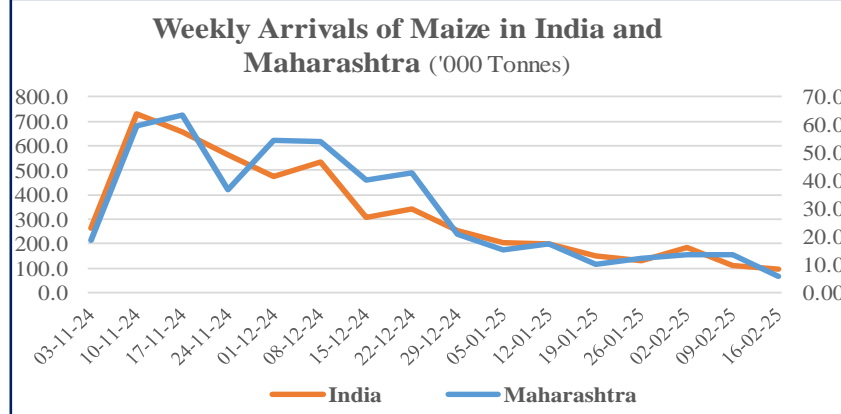
Weekly Prices of Maize in Nandgaon (Rs/Qtl)



Date	Price (Rs/Qtl)	MSP (2024-25) (Rs/Qtl)
03-11-24	2050	2225
10-11-24	1850	2225
17-11-24	1900	2225
24-11-24	1950	2225
01-12-24	2050	2225
08-12-24	2050	2225
15-12-24	2050	2225
22-12-24	2050	2225
29-12-24	2150	2225
05-01-25	2250	2225
12-01-25	2250	2225
19-01-25	2250	2225
26-01-25	2250	2225
02-02-25	2150	2225
09-02-25	2150	2225
16-02-25	2150	2225

- Last week, in Nandgaon Market the price was Rs.2150 per quintal. The price has same compared to last week.
- The Minimum Support Price for Kharif season 2024-25 is Rs. 2225 per quintal.

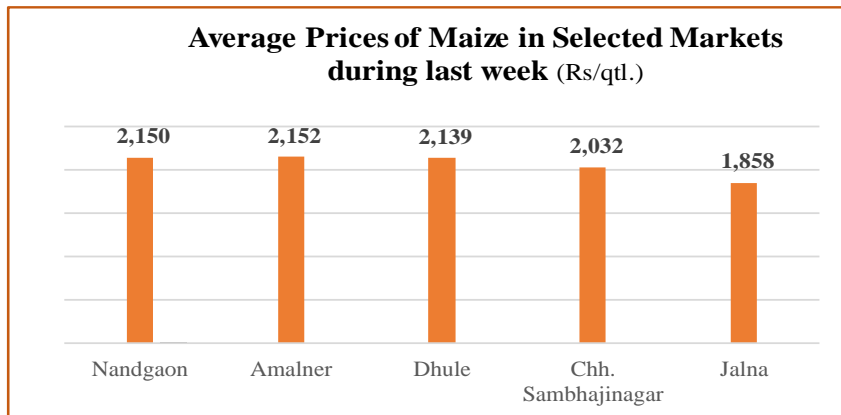
Weekly Arrivals of Maize in India and Maharashtra ('000 Tonnes)



Date	India ('000 Tonnes)	Maharashtra ('000 Tonnes)
03-11-24	200	200
10-11-24	750	700
17-11-24	700	750
24-11-24	600	450
01-12-24	500	650
08-12-24	550	650
15-12-24	350	450
22-12-24	350	500
29-12-24	250	250
05-01-25	200	200
12-01-25	200	200
19-01-25	150	150
26-01-25	150	150
02-02-25	200	150
09-02-25	100	100
16-02-25	100	100

- At present, the price of maize is lower than MSP.
- Compared to the previous week, the arrival of maize at the national and state level has decreased by 14.79% and 55.51% respectively.

Average Prices of Maize in Selected Markets during last week (Rs/qtl.)



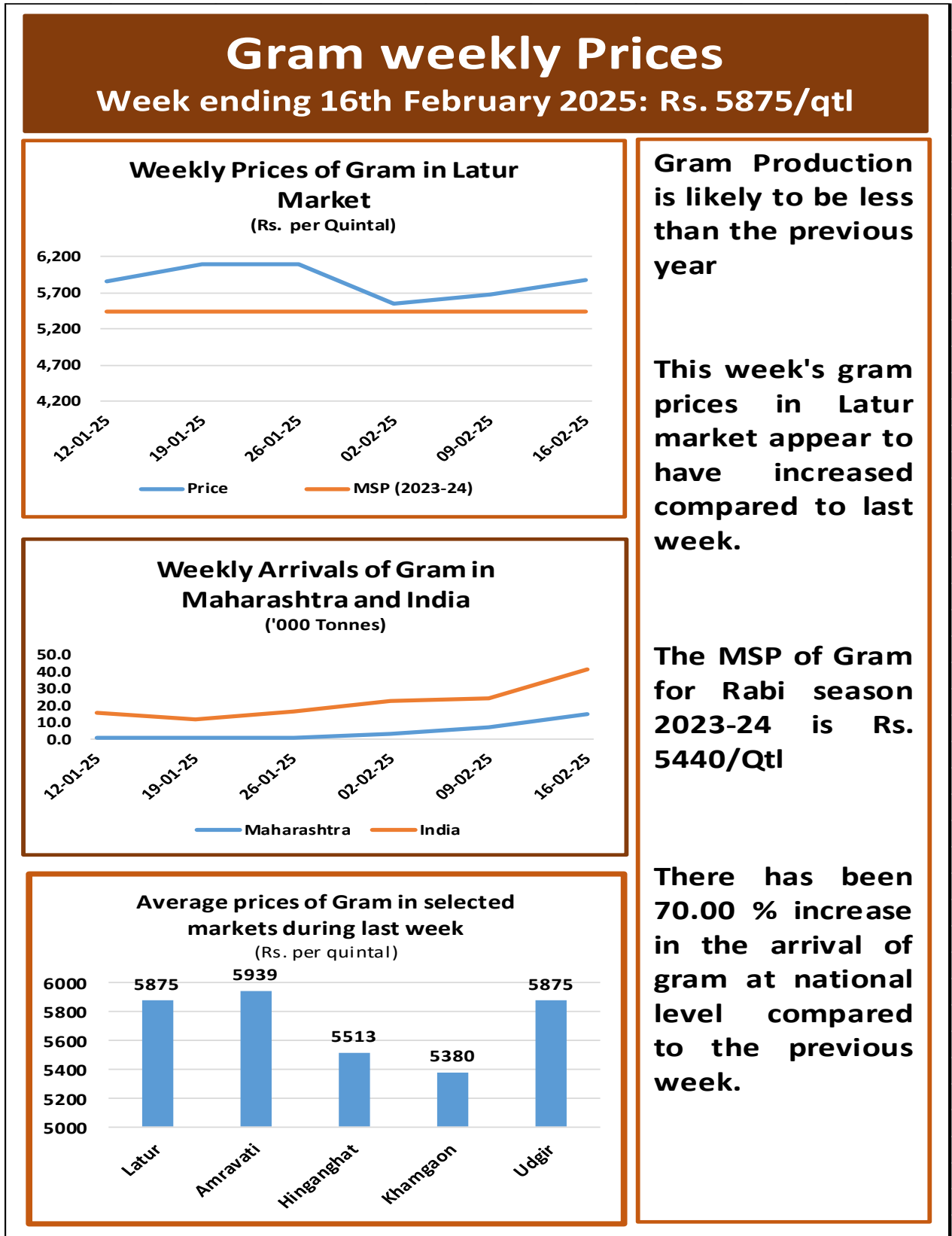
Market	Average Price (Rs/qtl.)
Nandgaon	2,150
Amalner	2,152
Dhule	2,139
Chh. Sambhajinagar	2,032
Jalna	1,858

- During the last week, the highest average price of Maize at Rs. 2152 per quintal in Amalner market, while the Jalna market observed the lowest price at Rs. 1858/ qtl.

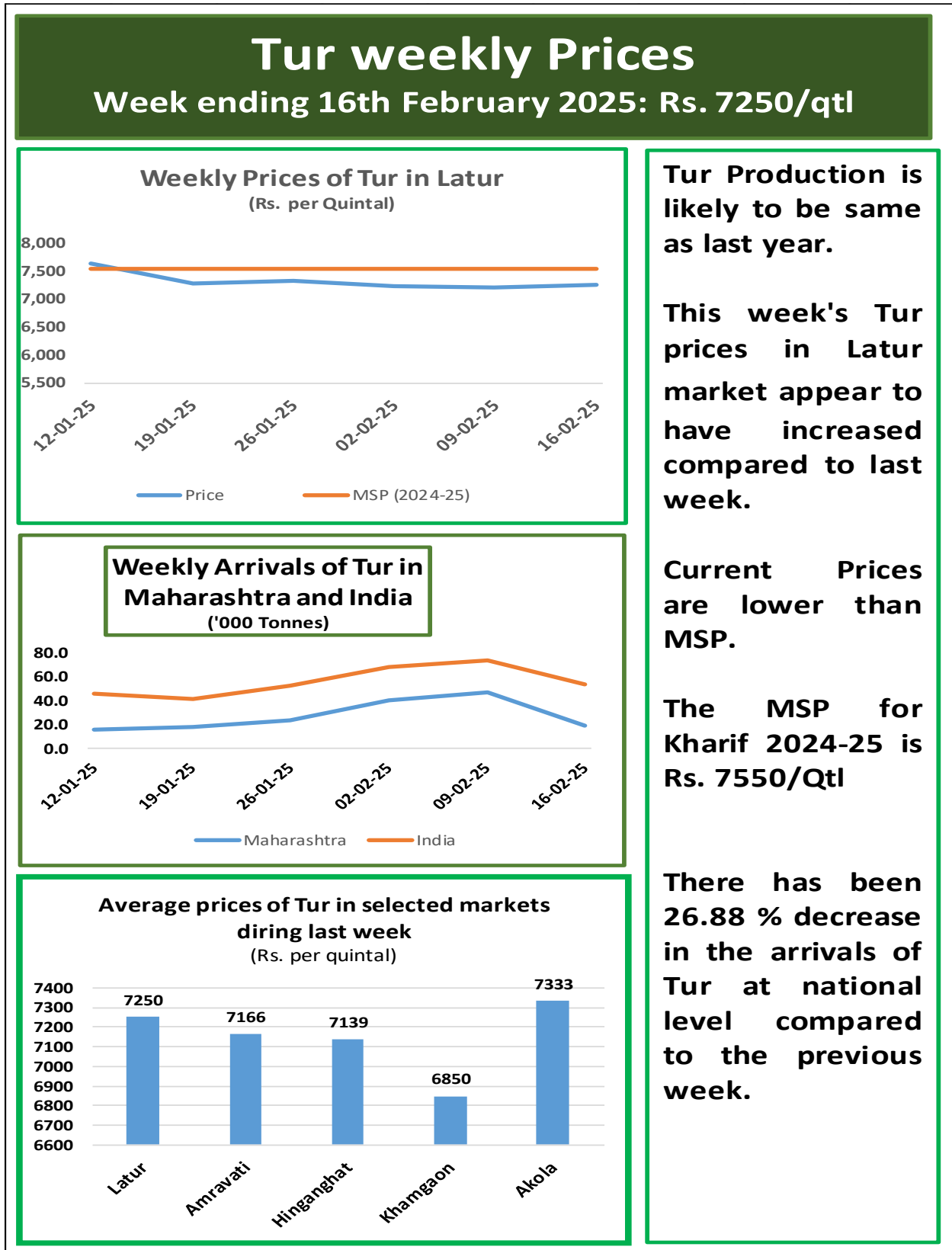
Source : Agmarknet

2

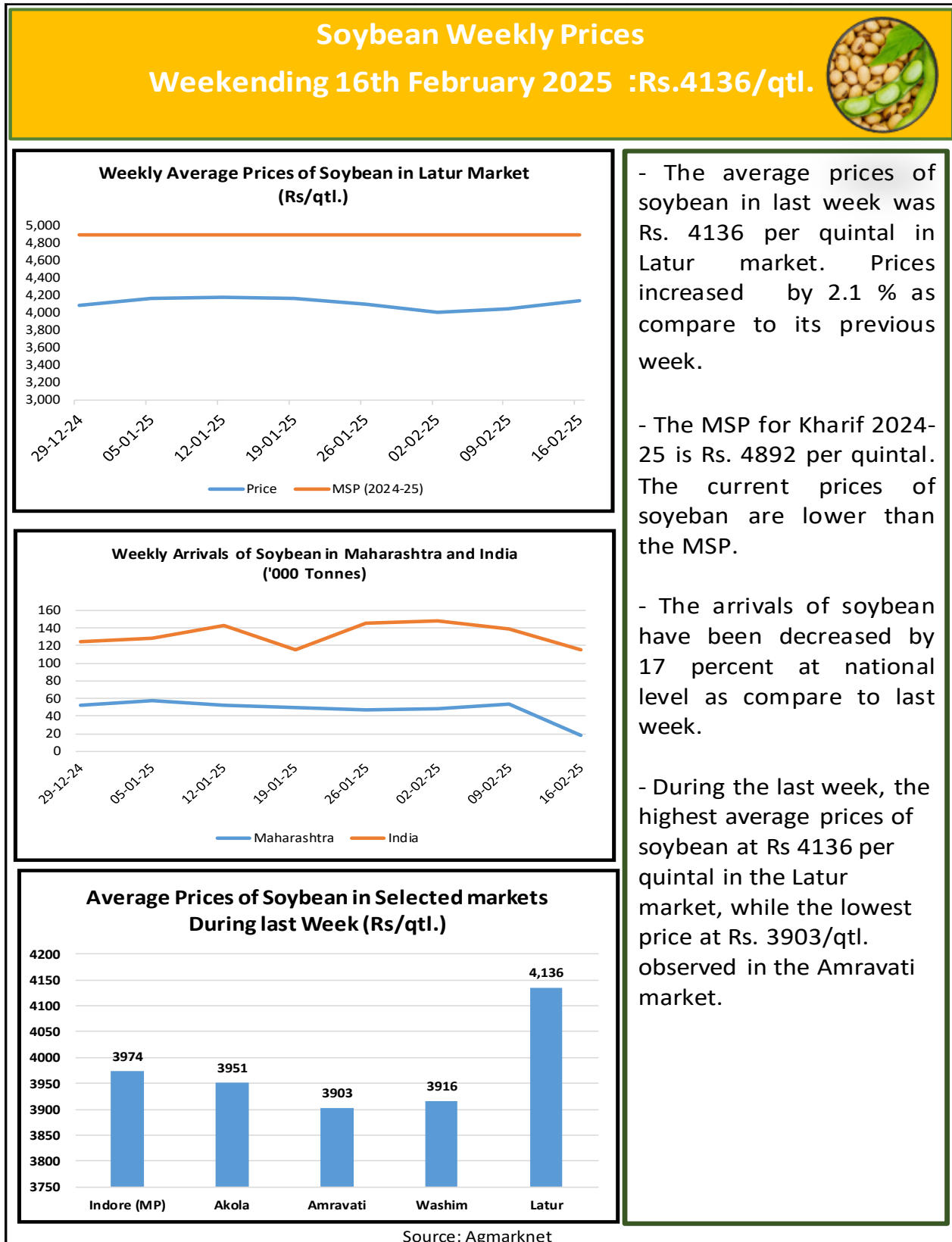
2. **Gram** (Click the link to join our WhatsApp group here → <https://shorturl.at/jOYAM>)



3. **Tur** (Click the link to join our WhatsApp group here → <https://shorturl.at/jOYAM>)




4. **Soybean** (Click the link to join our WhatsApp group here → <https://shorturl.at/jOYAM>)

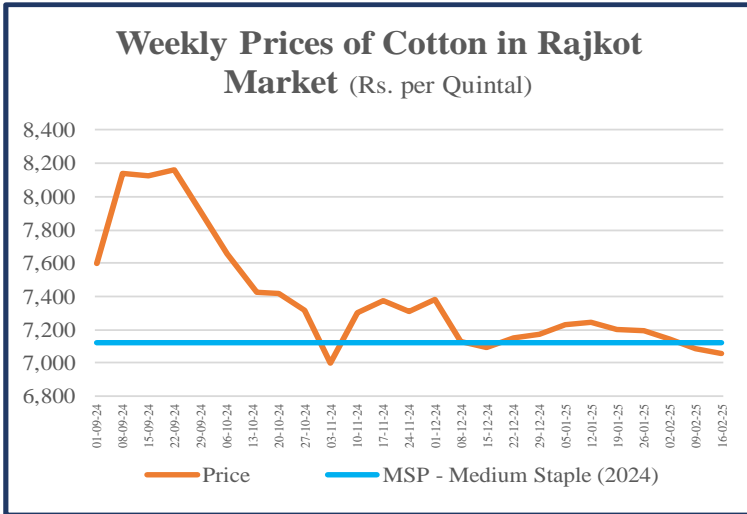


5. **Cotton** (Click the link to join our WhatsApp group here → <https://shorturl.at/iOYAM>)

Weekly Price of Cotton

By the end of 16 February 2025: ₹ 7,056/qtl.



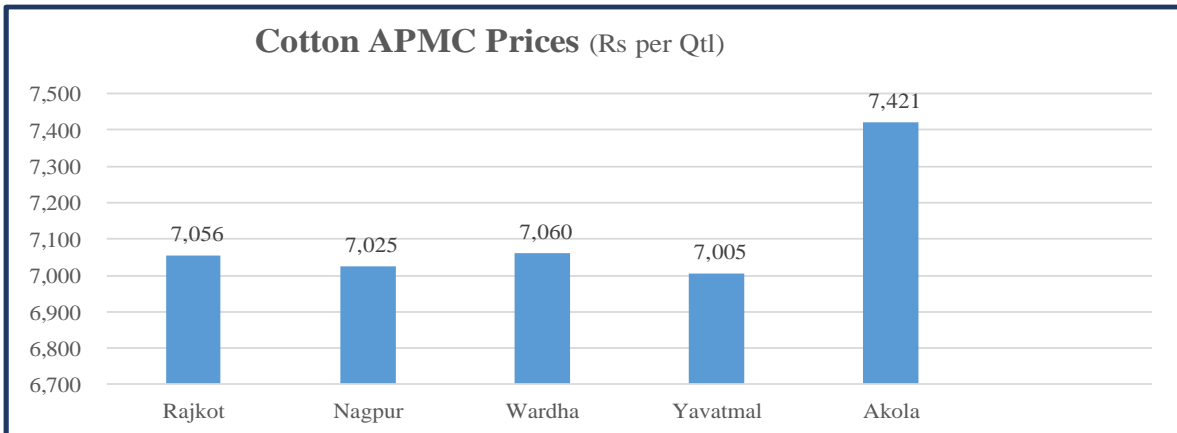
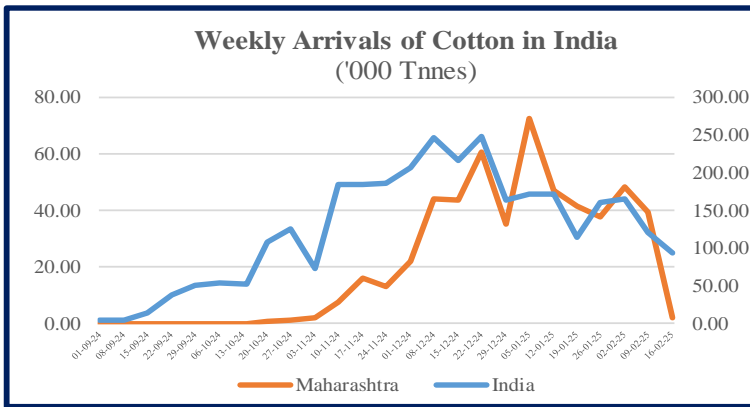


The average price of Cotton during last week in Rajkot market is Rs. 7056/- per quintal.

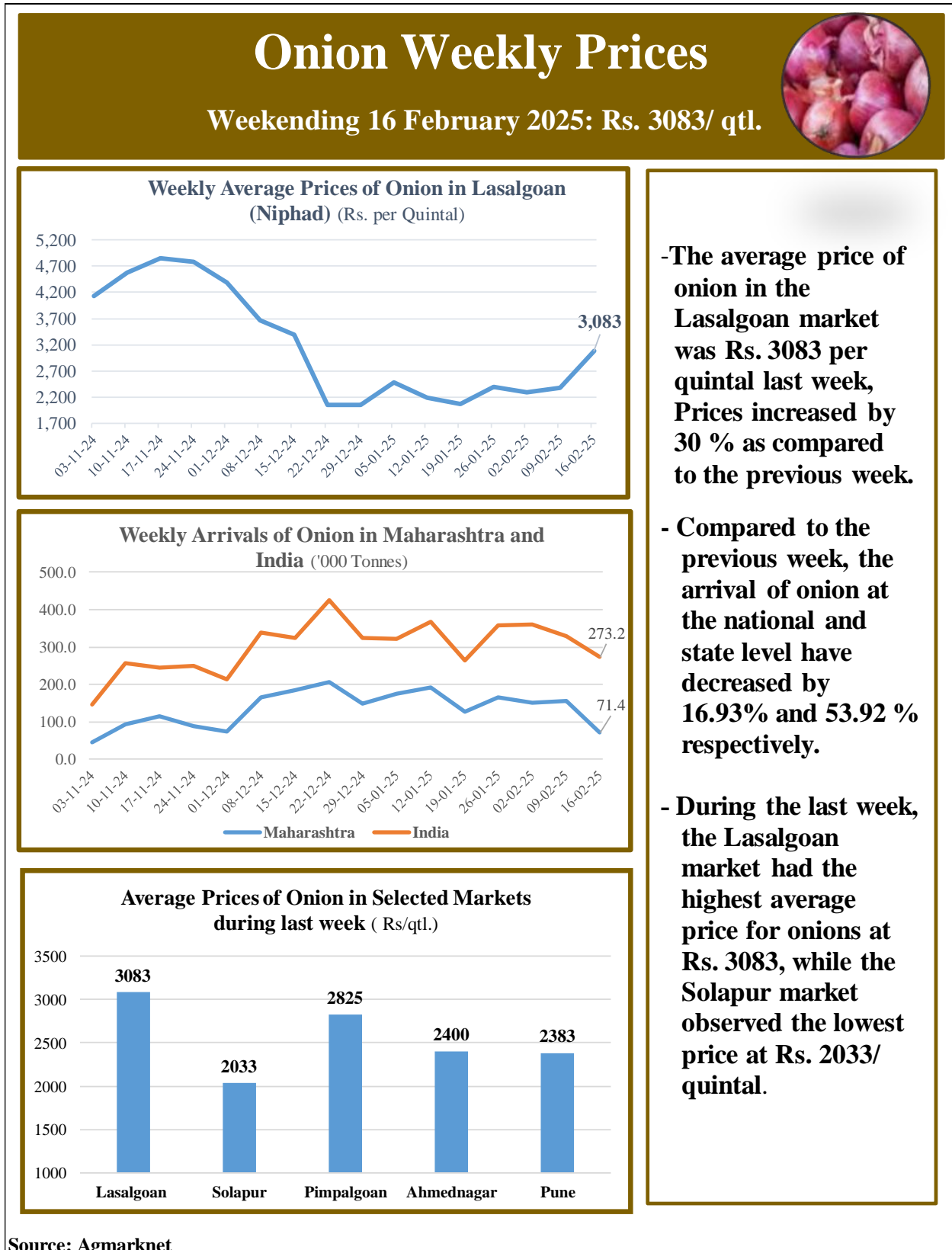
Prices slightly decreased by 30 to 40 rupees as compared the last week.

Cotton arrivals have been decreased by about 27000 tones as compared to the previous week at national level.

- The highest average prices received in Akola market (Rs.7421/quintal) and lowest price received in the Yavatmal market (Rs.7005/quintal)



6. **Onion** (Click the link to join our WhatsApp group here → <https://shorturl.at/jOYAM>)



7. **Tomato** (Click the link to join our WhatsApp group here → <https://shorturl.at/jOYAM>)

Tomato Weekly Prices

Weekending 16th February 2025: Rs.850 Qtl.

Weekly Average Prices of Tomato in Pune Market
(Rs. per Quintal)

Date	Price (Rs. per Quintal)
03-11-24	2300
10-11-24	1300
17-11-24	1500
24-11-24	1600
01-12-24	1800
08-12-24	1800
15-12-24	1300
22-12-24	1300
29-12-24	1300
05-01-25	1000
12-01-25	1000
19-01-25	900
26-01-25	900
02-02-25	1000
09-02-25	850
16-02-25	850

Weekly Arrivals of Tomato in Maharashtra and India
('000 Tonnes)

Date	India ('000 Tonnes)	Maharashtra ('000 Tonnes)
03-11-24	75.0	55.0
10-11-24	120.0	85.0
17-11-24	90.0	85.0
24-11-24	75.0	65.0
01-12-24	70.0	55.0
08-12-24	80.0	70.0
15-12-24	90.0	75.0
22-12-24	75.0	45.0
29-12-24	80.0	45.0
05-01-25	70.0	45.0
12-01-25	70.0	45.0
19-01-25	75.0	40.0
26-01-25	75.0	40.0
02-02-25	71.0	7.0
09-02-25	60.0	45.0
16-02-25	55.0	35.0

Average Prices of Tomato in Selected Markets
(APMCs) during last week (Rs./qtl.)

Market	Average Price (Rs./qtl.)
Pune	843
Mumbai	900
Narayangoan	1000
Sangamner	525
Solapur	500

-The average price of Tomato during last week in Pune market is Rs. 850 per quintal. Prices increased by 1 percent as compared the last week.

- Tomato arrivals have been decreased by 12.9 percent as compared to the previous week at national level.

- The highest average prices received in Narayangaon market (Rs.1000/quintal) and lowest price received in the Solapur market (Rs.500/quintal)


Source: Agmarknet

8

8. **Turmeric** (Click the link to join our WhatsApp group here → <https://shorturl.at/jOYAM>)

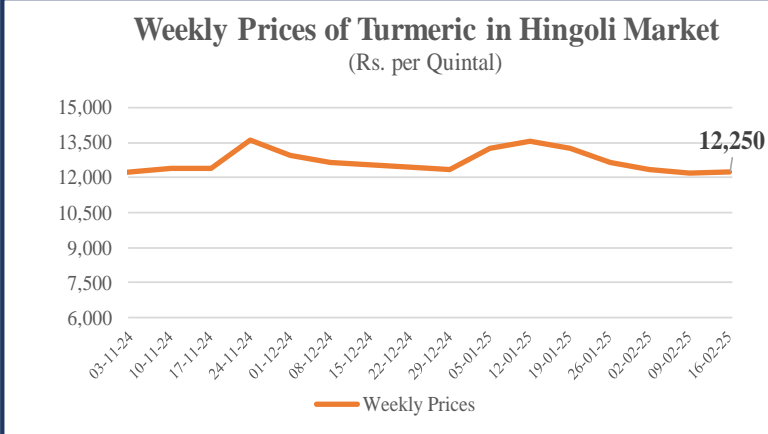
Weekly Prices of Turmeric

By the end of 16 February 2025 : ₹ 12,250 /Qtl.



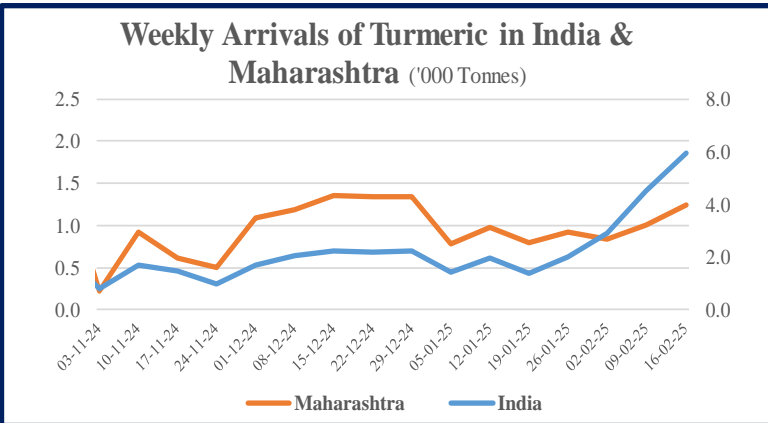
Weekly Prices of Turmeric in Hingoli Market

(Rs. per Quintal)



Date	Price (Rs. per Quintal)
03-11-24	12,000
10-11-24	12,000
17-11-24	12,000
24-11-24	13,500
01-12-24	12,500
08-12-24	12,000
15-12-24	12,000
22-12-24	12,000
29-12-24	12,000
05-01-25	13,000
12-01-25	13,500
19-01-25	12,500
26-01-25	12,000
02-02-25	12,000
09-02-25	12,000
16-02-25	12,250

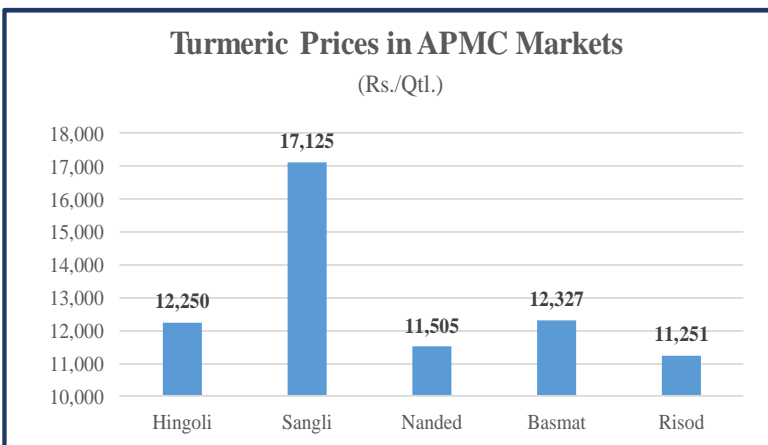
Weekly Arrivals of Turmeric in India & Maharashtra ('000 Tonnes)



Date	Maharashtra ('000 Tonnes)	India ('000 Tonnes)
03-11-24	0.5	0.5
10-11-24	1.0	0.5
17-11-24	0.5	0.5
24-11-24	0.5	0.5
01-12-24	1.0	0.5
08-12-24	1.2	0.5
15-12-24	1.4	0.5
22-12-24	1.4	0.5
29-12-24	0.8	0.5
05-01-25	1.0	0.5
12-01-25	0.8	0.5
19-01-25	1.0	0.5
26-01-25	0.8	0.5
02-02-25	1.0	1.0
09-02-25	1.2	1.5
16-02-25	1.5	2.0

Turmeric Prices in APMC Markets

(Rs./Qtl.)



Market	Price (Rs./Qtl.)
Hingoli	12,250
Sangli	17,125
Nanded	11,505
Basmat	12,327
Risod	11,251

- Last week, in Hingoli Market the price was Rs. 12250 / per quintal. The price has increased compared to last week.
- Compared to the previous week, the arrivals of turmeric at the national and state level has increased by 31.82% and 23.10 % respectively.
- During the last week, the highest average price of Turmeric at Rs.17125/quintal in Sangli market, while the Risod market observed the lowest price at Rs. 11251 / qtl.
- The Global Turmeric market is anticipated to rise at a considerable rate during the forecast period, between 2024 to 2031.
- Maharashtra is ranked first in India in terms of area and production of turmeric in the year 2023-24.
- In Maharashtra Sangli, Hingoli, Nanded, Parbhani, Washim are the major turmeric growing districts

(Source - Turmeric Outlook - Precision Reports)

Source - Agmarknet

(Source: AGMARKNET and Ministry of Agriculture, Govt. of India)

**Click here or scan the
QR code to connect on
WhatsApp**

Link- <https://shorturl.at/joyam>



For Further Information:

Market Intelligence and Risk Mitigation Cell

Project Implementation Unit- Agriculture

Hon. Balasaheb Thackeray Agribusiness and Rural Transformation Project (SMART)

Sheti Mahamandal Bhavan, 270, Bhamburda, Senapati Bapat Road, Pune - 411016.

Phone : 020-25656577, **Toll Free No.:** 1800 210 1770

E-mail : marketintelligence.smart@gmail.com

Website: <https://www.smart-mh.org>