



Market Intelligence and Risk Mitigation cell



Weekly Price Monitoring Report



Project Implementation Unit- Agriculture

The World Bank assisted project

Hon. Balasaheb Thackeray Agribusiness & Rural Transformation Project

1. **Maize** (Click the link to join our WhatsApp group here → <https://rb.gy/hzx5xl>)

Weekly Price of Maize

By the end of 12 January 2025 : ₹ 2250 /Qtl.

Weekly Prices of Maize in Nandgaon (Rs/Qtl)

Date	Price (Rs/Qtl)	MSP (2024-25)
06-10-24	2,225	2,225
13-10-24	2,350	2,225
20-10-24	2,150	2,225
27-10-24	2,180	2,225
03-11-24	2,050	2,225
10-11-24	1,850	2,225
17-11-24	1,900	2,225
24-11-24	1,950	2,225
01-12-24	2,050	2,225
08-12-24	2,050	2,225
15-12-24	2,050	2,225
22-12-24	2,050	2,225
29-12-24	2,150	2,225
05-01-25	2,225	2,225
12-01-25	2,250	2,225

- Last week, in Nandgaon Market the price was Rs.2250 per quintal. The price has increased compared to last week.
- The Minimum Support Price for Kharif season 2024-25 is Rs. 2225 per quintal.

Weekly Arrivals of Maize in India and Maharashtra ('000 Tonnes)

Date	India ('000 Tonnes)	Maharashtra ('000 Tonnes)
06-10-24	100	100
13-10-24	150	150
20-10-24	250	250
27-10-24	450	450
03-11-24	250	250
10-11-24	750	750
17-11-24	650	750
24-11-24	550	450
01-12-24	450	650
08-12-24	550	650
15-12-24	350	450
22-12-24	350	500
29-12-24	250	250
05-01-25	200	200
12-01-25	200	200

- At present, the price of maize is Higher than MSP.
- Compared to the previous week, the arrival of maize at the national level has decreased by 3.80 % and state level has increased by 13.47 %.

Average Prices of Maize in Selected Markets during last week (Rs/qtl.)

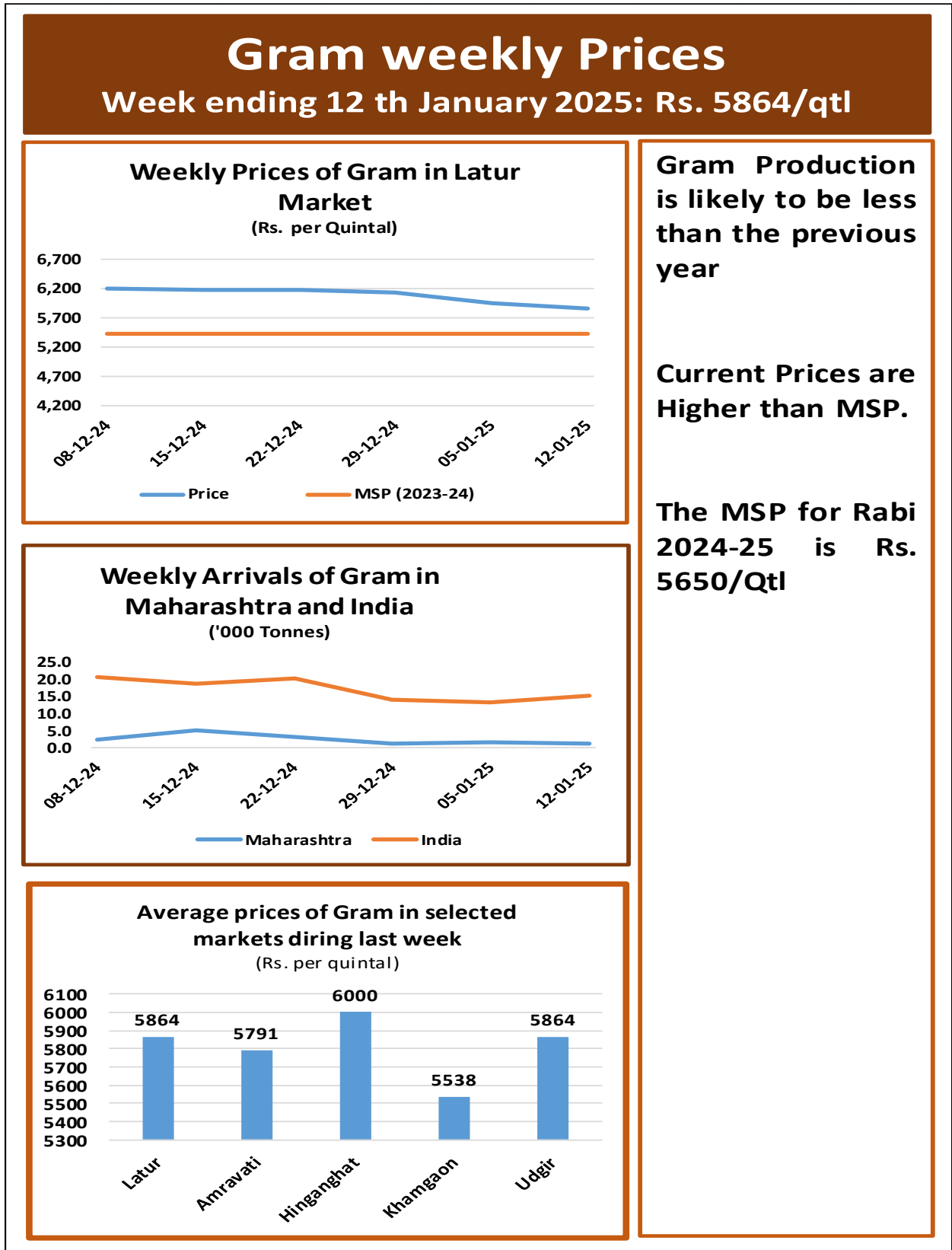
Market	Average Price (Rs/qtl.)
Nandgaon	2,250
Amalner	2,263
Dhule	2,243
Chh. Sambhajinagar	2,196
Jalna	2,163

- During the last week, the highest average price of Maize at Rs. 2263 per quintal in Amalner market, while the Jalna market observed the lowest price at Rs. 2163/ qtl.

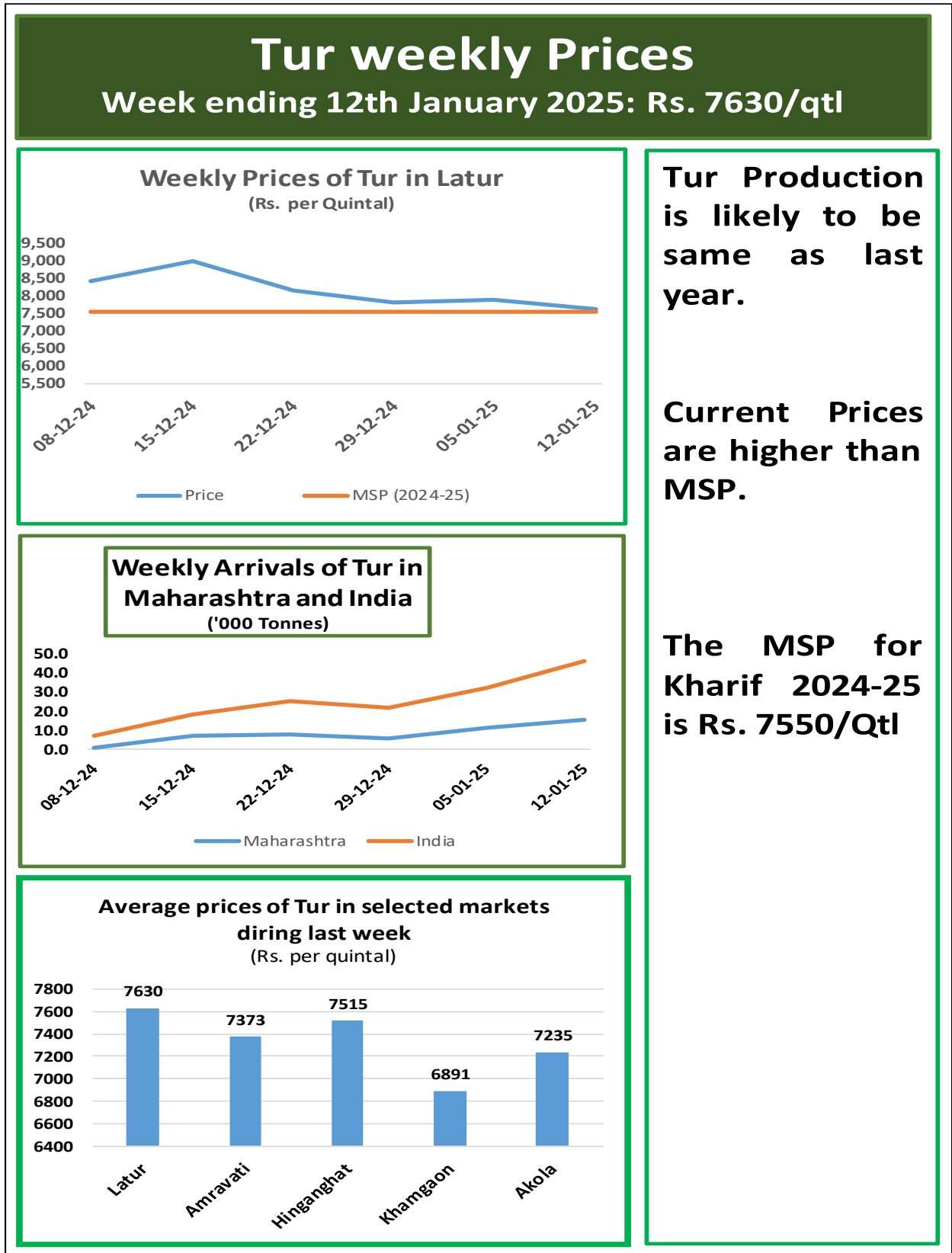
Source : Agmarknet

2

2. **Gram** (Click the link to join our WhatsApp group here → <https://rb.gy/hzx5xl>)



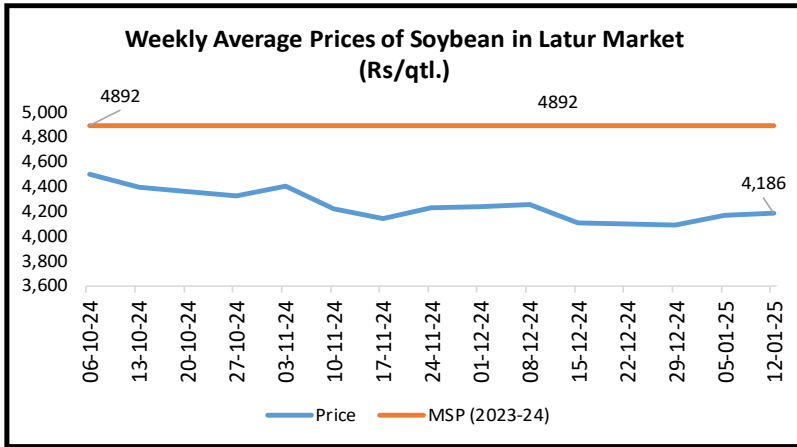
3. **Tur** (Click the link to join our WhatsApp group here → <https://rb.gy/hzx5xl>)



4. **Soybean** (Click the link to join our WhatsApp group here → <https://rb.gy/hzx5xl>)

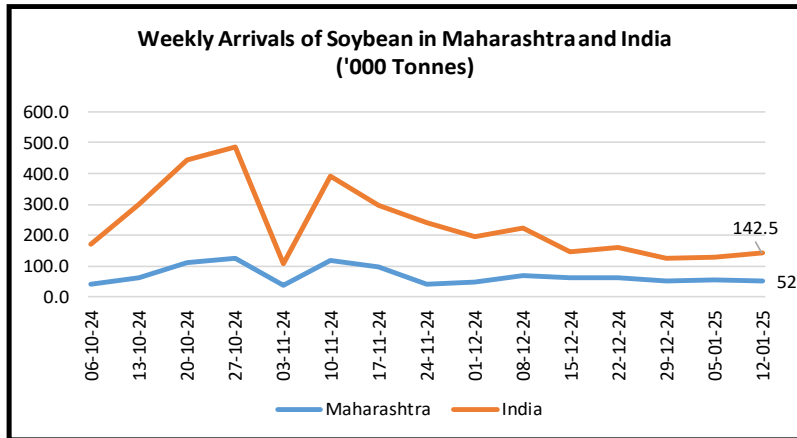
Soybean Weekly Prices

Weekending 12th January 2025 :Rs.4186/qtl.

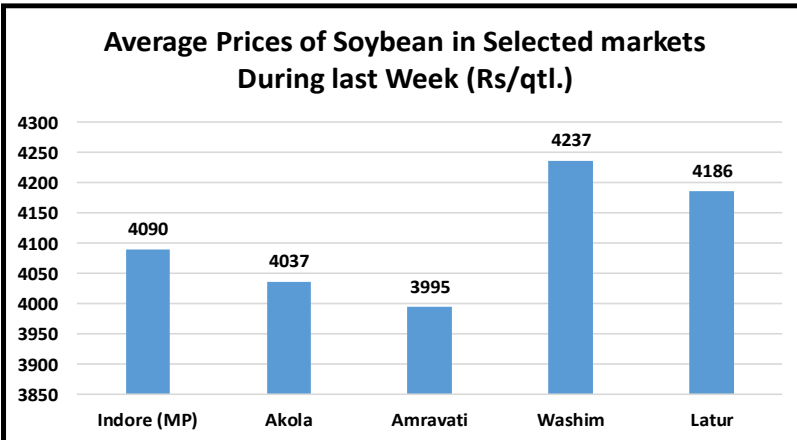
- The average prices of soybean was Rs. 4186 per quintal in Latur market. Prices increased by 0.4 % as compare to last week.

- The MSP for Kharif 2024-25 is Rs. 4892 per quintal. The current prices of soybean are lower than the MSP.



- The arrivals of soybean have been increased by 11 percent at national level as compare to last week.

- During the last week, the highest average price of soybean at Rs.4237 per quintal in the Washim markets, while the lowest price at Rs. 3995/qtl. observed in the Amravati market.




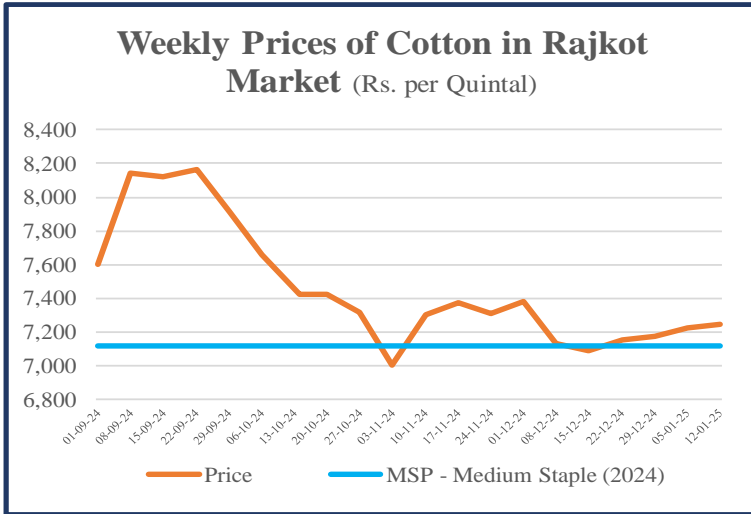
Source: Agmarknet

5. **Cotton** (Click the link to join our WhatsApp group here → <https://rb.gy/hzx5xl>)

Weekly Price of Cotton

By the end of 12 January 2025: ₹ 7,246/qtl.



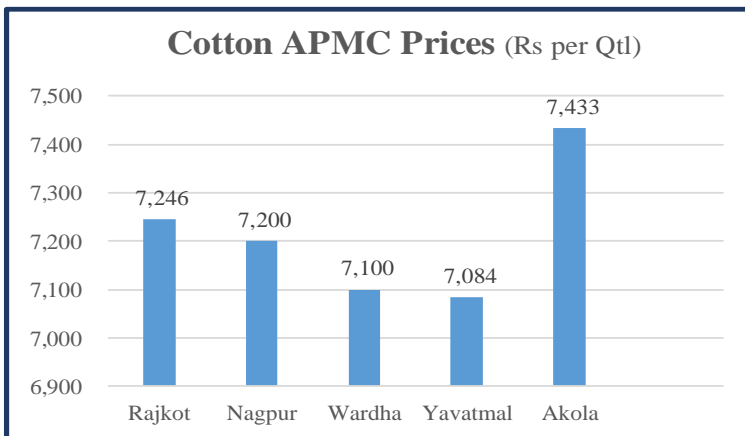
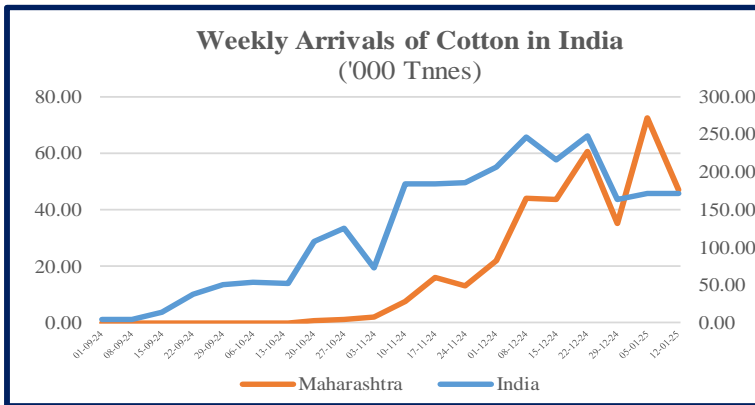


India's cotton production for the 2024-25 season is forecast to drop by 7.4% to 30.2 million bales due to reduced planted area and crop damage from excessive rainfall.

The USDA also revised its India production forecast down to 30.72 million bales, further tightening supply.

This decline in domestic production is expected to reduce exports and increase the need for imports, which are projected to rise to 2.5 million bales from 1.75 million bales in the previous year.


Cotton production is projected to increase in China, Brazil, and Argentina, more than offsetting reductions in the US and Spain
(Source – USDA)



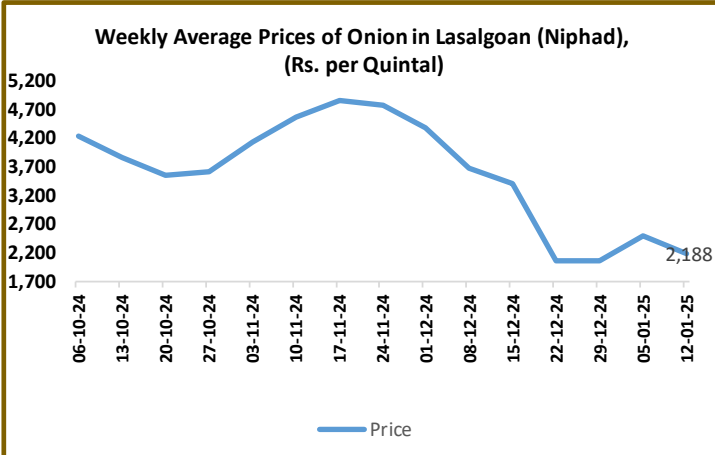
6. **Onion** (Click the link to join our WhatsApp group here → <https://rb.gy/hzx5xl>)

Onion Weekly Prices

Weekending 12th January 2025: Rs. 2188/ qtl.

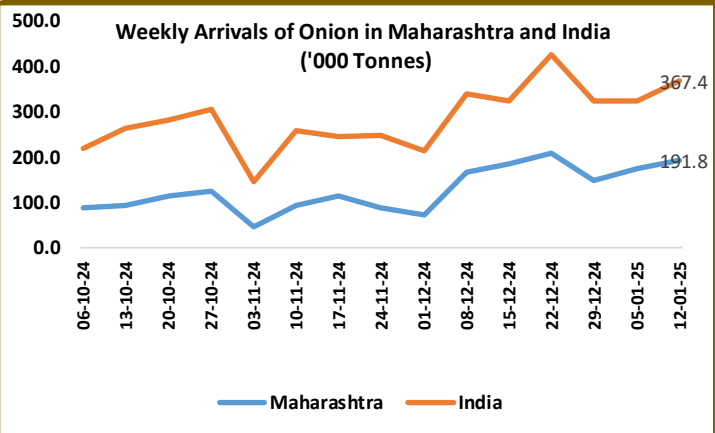


Weekly Average Prices of Onion in Lasalgoan (Niphad),
(Rs. per Quintal)



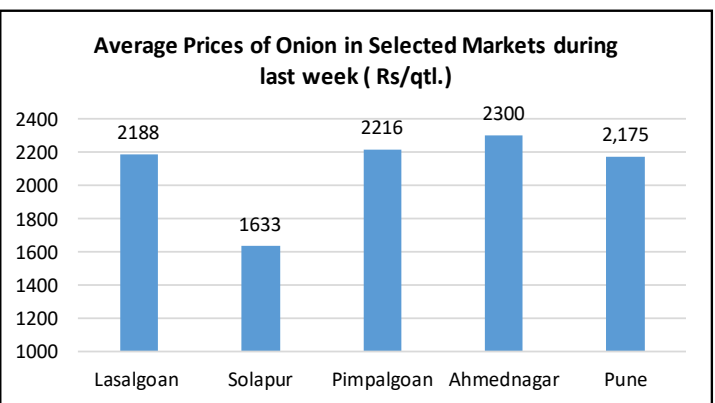
Date	Price (Rs. per Quintal)
06-10-24	4200
13-10-24	3700
20-10-24	3500
27-10-24	3600
03-11-24	4000
10-11-24	4500
17-11-24	4700
24-11-24	4600
01-12-24	4200
08-12-24	3700
15-12-24	3400
22-12-24	2100
29-12-24	2100
05-01-25	2400
12-01-25	2188

Weekly Arrivals of Onion in Maharashtra and India
('000 Tonnes)



Date	Maharashtra ('000 Tonnes)	India ('000 Tonnes)
06-10-24	100	220
13-10-24	100	260
20-10-24	120	280
27-10-24	130	300
03-11-24	60	150
10-11-24	100	250
17-11-24	120	250
24-11-24	100	250
01-12-24	80	220
08-12-24	170	340
15-12-24	190	320
22-12-24	210	420
29-12-24	150	320
05-01-25	180	320
12-01-25	191.8	367.4

Average Prices of Onion in Selected Markets during
last week (Rs/qtl.)



Market	Average Price (Rs/qtl.)
Lasalgoan	2188
Solapur	1633
Pimpalgaon	2216
Ahmednagar	2300
Pune	2175

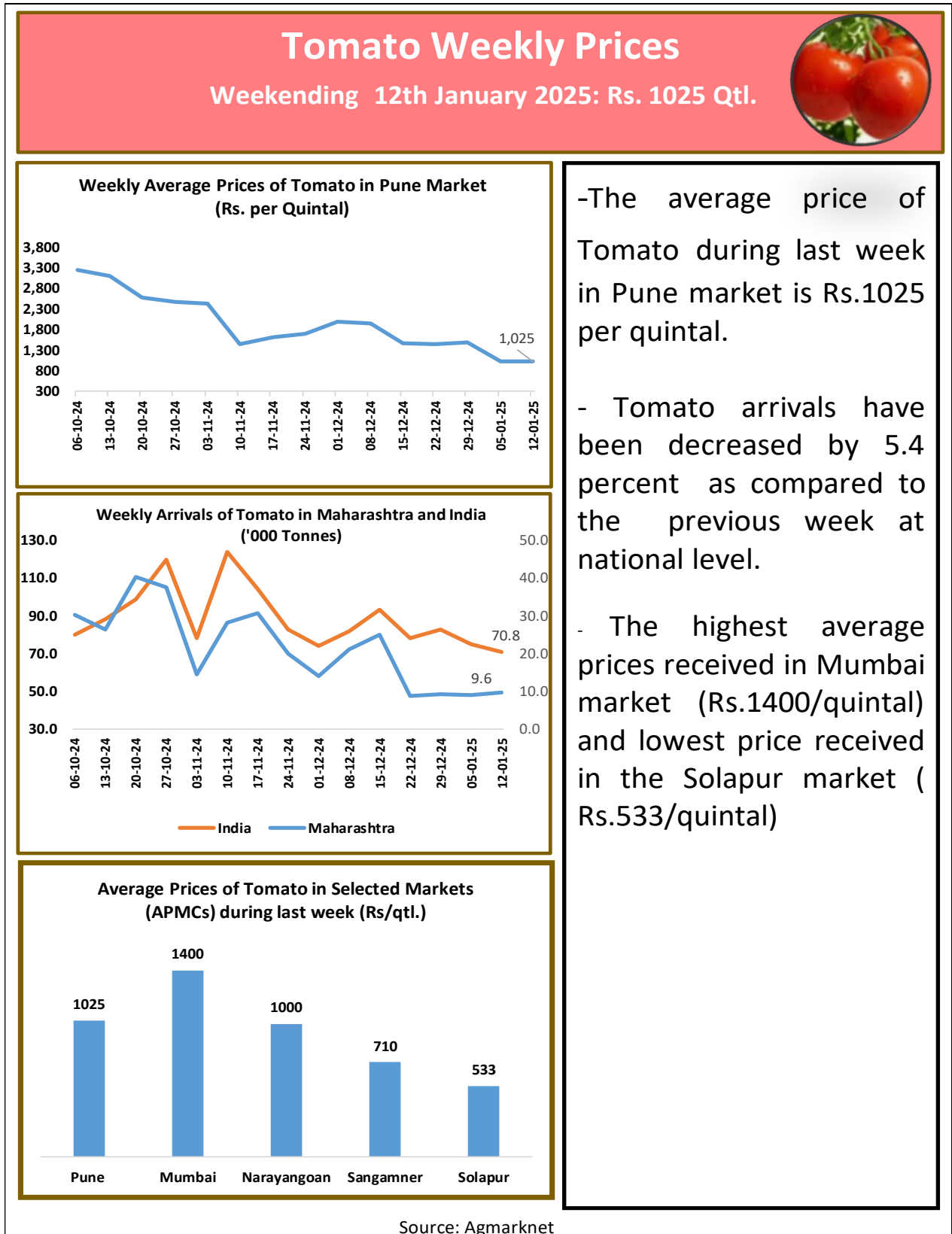
-The average price of onion in the Lasalgoan market was Rs.2188 per quintal last week, Prices decreased by 12 percent as compared to the previous week.

- Onion arrivals have been increased by 14 percent as compared to the previous week both at national level.

-During the last week, the Ahmednagar market had the highest average price for onions at Rs. 2300, while the Solapur market observed the lowest price at Rs. 1633/quintal.

Source: Agmarknet


7. **Tomato** (Click the link to join our WhatsApp group here → <https://rb.gv/hzx5xl>)



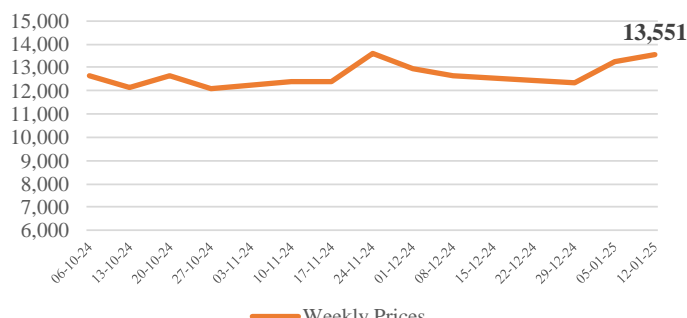
8. **Turmeric** (Click the link to join our WhatsApp group here → <https://rb.gy/hzx5xl>)

Weekly Prices of Turmeric

By the end of 12 January 2025 : ₹ 13,551 /Qtl.



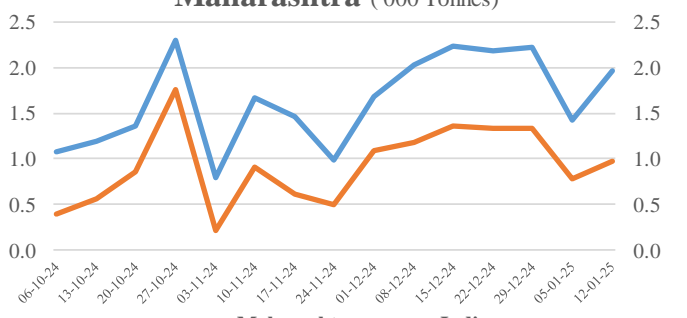
Weekly Prices of Turmeric in Hingoli Market (Rs. per Quintal)



Date	Price (Rs./Qtl.)
06-10-24	12,500
13-10-24	12,200
20-10-24	12,800
27-10-24	12,200
03-11-24	12,500
10-11-24	12,500
17-11-24	13,500
24-11-24	13,000
01-12-24	12,800
08-12-24	12,800
15-12-24	12,500
22-12-24	12,500
29-12-24	13,000
05-01-25	13,551

- Last week, in Hingoli Market the price was Rs. 13551/- per quintal. The price has increased compared to last week.
- Compared to the previous week, the arrivals of turmeric at the national and state levels have increased by 38.16% and 23.61%, respectively.
- During the last week, the highest average price of Turmeric at Rs. 15675 / quintal in Sangli market, while the Basmat market observed the lowest price at Rs. 13005/ qtl.

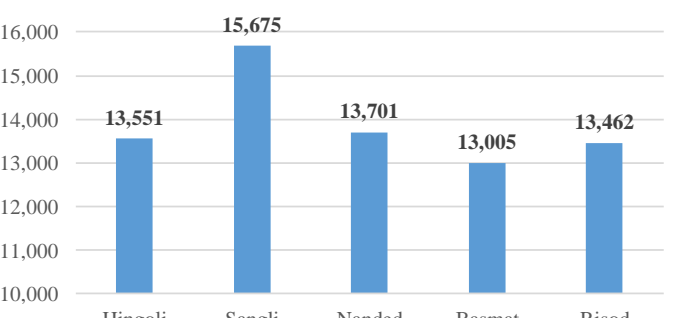
Weekly Arrivals of Turmeric in India & Maharashtra ('000 Tonnes)



Date	Maharashtra	India
06-10-24	0.4	1.1
13-10-24	0.6	1.3
20-10-24	0.9	1.4
27-10-24	1.7	2.3
03-11-24	0.3	0.8
10-11-24	0.9	1.6
17-11-24	0.6	1.4
24-11-24	0.5	1.0
01-12-24	1.1	1.7
08-12-24	1.2	2.0
15-12-24	1.4	2.2
22-12-24	1.3	2.1
29-12-24	1.3	2.2
05-01-25	0.8	1.4
12-01-25	1.0	2.0

- The Global Turmeric market is anticipated to rise at a considerable rate during the forecast period, between 2024 and 2031.
- The global production of turmeric is around 11 lakh tonnes per annum. India dominates the world production scenario contributing 80% followed by China (8%), Myanmar (4%), Nigeria (3%) and Bangladesh (3%).

Turmeric Prices in APMC Markets (Rs./Qtl.)



Market	Price (Rs./Qtl.)
Hingoli	13,551
Sangli	15,675
Nanded	13,701
Basmat	13,005
Risod	13,462

- In 2023-24, India had exported 1.62 lakh tonnes of turmeric compared to 1.70 lakh tonnes in the previous year.
- Maharashtra is ranked first in India in terms of area and production of turmeric in the years 2023-24.
- In Maharashtra Sangli, Hingoli, Nanded, Parbhani, Washim are the major turmeric growing districts

(Source - Turmeric Outlook - Precision Reports)

Source - Agmarknet

9

(Source: AGMARKNET and Ministry of Agriculture, Govt. of India)

पुढील QR कोड स्कॅन करून
स्मार्ट प्रकल्पाचे मोबाईल
ॲप्लिकेशन डाऊनलोड करा



For Further Information:

Market Intelligence and Risk Mitigation Cell

Project Implementation Unit- Agriculture

Hon. Balasaheb Thackeray Agribusiness and Rural Transformation Project (SMART)

Sheti Mahamandal Bhavan, 270, Bhamburda, Senapati Bapat Road, Pune - 411016.

Phone : 020-25656577, **Toll Free No.:** 1800 210 1770

E-mail : marketintelligence.smart@gmail.com

Website: <https://www.smart-mh.org>