



## बाजार माहिती विश्लेषण व जोखीम निवारण कक्ष Market Intelligence and Risk Mitigation Cell



# Weekly Price Monitoring Report 12.08.2024

Project Implementation Unit- Agriculture

Hon. Balasaheb Thackeray Agribusiness & Rural Transformation Project

The World Bank assisted project: State of Maharashtra Agribusiness & Rural Transformation (SMART)

1. **Maize** 🌽 (Click the link to join our WhatsApp group here → <https://rb.gy/hzx5xl>)

**Hon. Balasaheb Thackeray Agribusiness and Rural Transformation Project (SMART)**  
**Market Intelligence and Risk Mitigation Cell**  
**Weekly Price of Maize (11 Aug 2024) : ₹ 2550**

**Weekly Prices of Maize in Nandgaon (Rs/Qtl)**

Date	Price (Rs/Qtl)	MSP (2023-24)
03-03-24	2150	2090
10-03-24	2150	2090
17-03-24	2150	2090
24-03-24	2150	2090
31-03-24	2150	2090
07-04-24	2150	2090
14-04-24	2150	2090
21-04-24	2050	2090
28-04-24	2150	2090
05-05-24	2150	2090
12-05-24	2250	2090
19-05-24	2300	2090
26-05-24	2350	2090
02-06-24	2350	2090
09-06-24	2450	2090
16-06-24	2450	2090
23-06-24	2500	2090
30-06-24	2450	2090
07-07-24	2550	2090
14-07-24	2550	2090
21-07-24	2550	2090
28-07-24	2550	2090
04-08-24	2550	2090
11-08-24	2550	2090

**Weekly Arrivals of Maize in Maharashtra and India ('000 Tonnes)**

Date	India ('000 Tonnes)	Maharashtra ('000 Tonnes)
03-03-24	50	100
10-03-24	40	100
17-03-24	60	180
24-03-24	70	200
31-03-24	70	200
07-04-24	80	220
14-04-24	100	200
21-04-24	70	210
28-04-24	70	210
05-05-24	70	150
12-05-24	70	100
19-05-24	70	100
26-05-24	70	100
02-06-24	70	100
09-06-24	100	100
16-06-24	150	100
23-06-24	200	100
30-06-24	150	100
07-07-24	150	100
14-07-24	150	100
21-07-24	150	100
28-07-24	150	100
04-08-24	150	100
11-08-24	150	100

**Average Prices of Maize in Selected Markets during last week (Rs/ctl.)**

Market	Average Price (Rs/ctl.)
Nandgaon	2,550
Yeola	2,536
Malegaon	2,476
Manmad	2,587
Amalner	2,503

- Last week the market price was **Rs. 2550/- per quintal in Nandgaon Market. The price is still the same as last week.**
- Compared to the previous week, the arrival of maize at the national and state level has decreased by **17.91% and 19.24% respectively.**
- The Minimum Support Price for Kharif season 2023-24 is **Rs. 2090 per quintal.**
- At present, the price of maize is higher than MSP.
- The Minimum Support Price for Kharif season 2024-25 is **Rs. 2225 per quintal.**

**Source : Agmarknet**

2

2. **Gram** (Click the link to join our WhatsApp group here → <https://rb.gy/hzx5xl>)

**Hon. Balasaheb Thackeray Agribusiness and Rural Transformation Project (SMART)**

**Market Intelligence & Risk Mitigation Cell**

**Report for Gram (Week ending 11th August 2024)**

**Weekly Prices of Gram in Latur Market**  
(Rs. per Quintal)

Date	Price (Rs. per Quintal)	MSP (2022-23)
23-06-24	6,200	5,440
30-06-24	6,100	5,440
07-07-24	5,800	5,440
14-07-24	5,800	5,440
21-07-24	6,100	5,440
28-07-24	6,200	5,440
04-08-24	6,500	5,440
11-08-24	6,982	5,440

**Weekly Arrivals of Gram in Maharashtra and India**  
('000 Tonnes)

Date	Maharashtra ('000 Tonnes)	India ('000 Tonnes)
23-06-24	4.3	21.0
30-06-24	4.3	23.0
07-07-24	4.3	20.0
14-07-24	4.3	18.0
21-07-24	4.3	18.0
28-07-24	4.3	19.0
04-08-24	4.3	20.0
11-08-24	4.3	23.9

**Average prices of Gram in selected markets during last week**  
(Rs. per quintal)

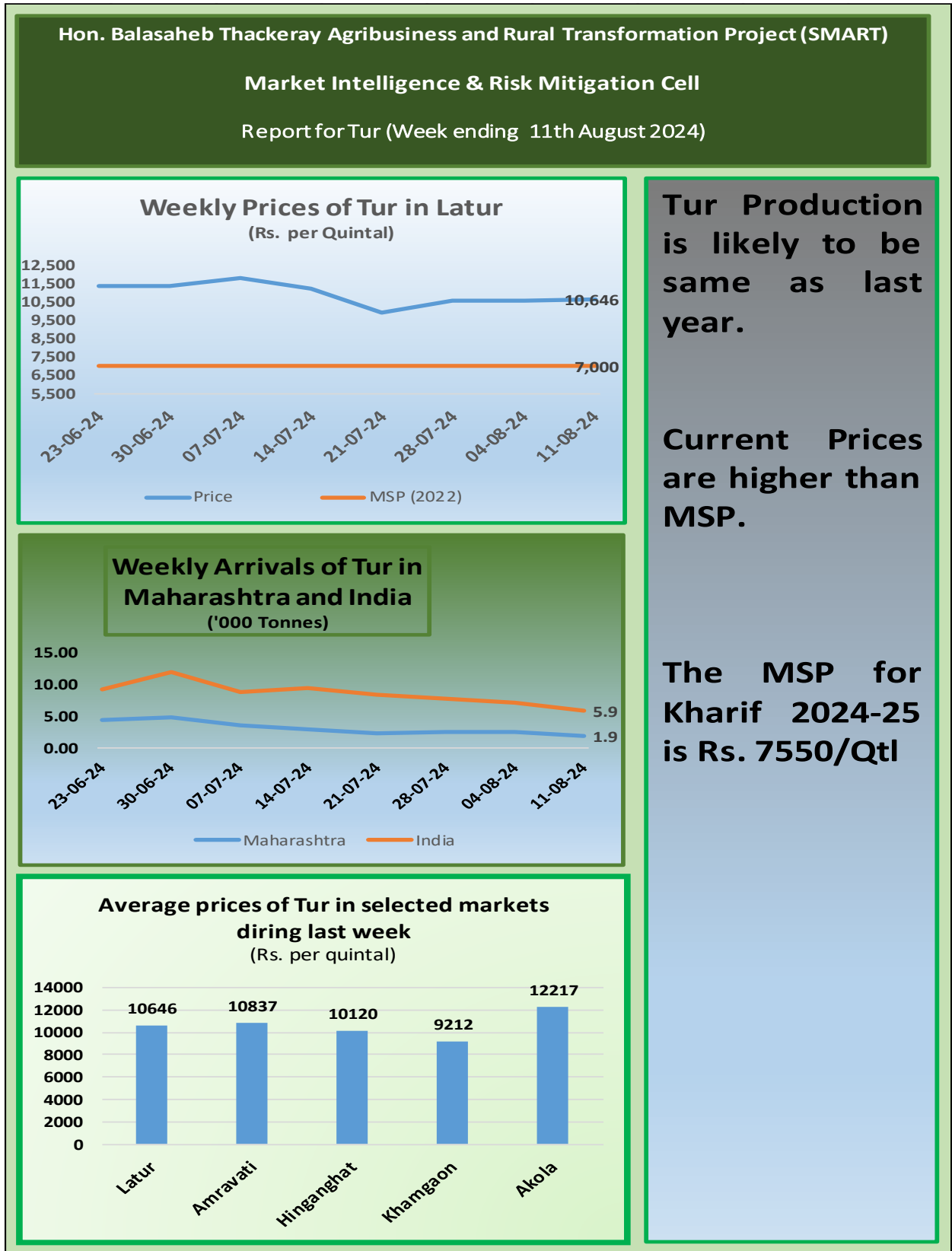
Market	Average Price (Rs. per quintal)
Latur	6982
Amravati	6839
Hinganghat	6948
Khamgaon	6040
Udgir	6666

**Gram Production is likely to be less than the previous year**

**Current Prices are Higher than MSP.**

**The MSP for Rabi 2023-24 is Rs. 5440/Qtl**

3. **Tur** (Click the link to join our WhatsApp group here → <https://rb.gy/hzx5xl>)



4. **Soybean** (Click the link to join our WhatsApp group here → <https://rb.gy/hzx5xl>)

**Hon. Balasaheb Thackeray Agribusiness and Rural Transformation Project (SMART)**  
**Market Intelligence and Risk Mitigation Cell**  
**Report for SOYBEAN (Weekending 11th August 2024)**

**Weekly Average Prices of Soybean in Akola Market (Rs/qrtl.)**

Date	Prices (Rs/qrtl.)	MSP (2023-24) (Rs/qrtl.)
05-05-24	4350	4600
12-05-24	4400	4600
19-05-24	4420	4600
26-05-24	4380	4600
02-06-24	4350	4600
09-06-24	4320	4600
16-06-24	4320	4600
23-06-24	4320	4600
30-06-24	4350	4600
07-07-24	4380	4600
14-07-24	4280	4600
21-07-24	4320	4600
28-07-24	4320	4600
04-08-24	4200	4600
11-08-24	4177	4600

- The average prices of soybean was Rs. 4177 per quintal in Akola market. Prices decreased by 1% as compare to last week.
- The current prices of soybean are lower than the MSP.

**Weekly Arrivals of Soybean in Maharashtra and India ('000 Tonnes)**

Date	Maharashtra ('000 Tonnes)	India ('000 Tonnes)
05-05-24	20.0	85.0
12-05-24	25.0	65.0
19-05-24	40.0	95.0
26-05-24	30.0	85.0
02-06-24	30.0	110.0
09-06-24	30.0	90.0
16-06-24	25.0	120.0
23-06-24	15.0	85.0
30-06-24	20.0	115.0
07-07-24	18.0	130.0
14-07-24	20.0	100.0
21-07-24	10.0	75.0
28-07-24	20.0	85.0
04-08-24	16.6	80.0
11-08-24	16.6	68.7

- The arrivals of soybean has been decreased by 17 percent at national level as compare to last week.
- During the last week, the Latur market had the highest average price for onions at Rs. 4364, while the Amravati market observed the lowest price at Rs. 4128/qrtl.

**Average Prices of Soybean in Selected markets During last Week (Rs/qrtl.)**

Market	Average Price (Rs/qrtl.)
Indore (MP)	4272
Akola	4177
Amravati	4128
Washim	4175
Latur	4364

- The MSP for Kharif 2024-25 is Rs. 4892 per quintal.

Source: Agmarknet

5. **Cotton** (Click the link to join our WhatsApp group here → <https://rb.gy/hzx5xl>)

**Hon. Balasaheb Thackeray Agribusiness and Rural Transformation Project (SMART)**

**Market Intelligence and Risk Mitigation Cell**

**Weekly Price of Cotton (11 Aug 2024) : ₹ 7670 / qtl.**

**Weekly Prices of Cotton in Rajkot Market (Rs. per Quintal)**

Date	Price (Rs. per Quintal)
07-04-24	7,750
14-04-24	7,600
21-04-24	7,400
28-04-24	7,000
05-05-24	7,500
12-05-24	7,400
19-05-24	7,300
26-05-24	7,200
02-06-24	7,100
09-06-24	7,150
16-06-24	7,200
23-06-24	7,250
30-06-24	7,550
07-07-24	7,600
14-07-24	7,650
21-07-24	7,650
28-07-24	7,650
04-08-24	7,650
11-08-24	7,670

Global cotton prices are headed lower on expectations that the crop in the US in the 2024-25 season beginning August 1 will likely be higher along with Brazil and Turkey

The CCI is the government's nodal agency for the procurement of cotton at a minimum support price (MSP). It undertakes procurement when prices fall below the MSP level. Cotton season runs from October 2023 to September 2024.

India's cotton sector faces a critical juncture with record low stocks amidst surging consumption and exports. The discrepancy in production estimates adds complexity to an already challenging landscape, necessitating collaborative efforts to ensure supply stability and competitiveness in the global market. As uncertainties persist, proactive measures are essential to mitigate risks and sustain the industry's resilience in the face of evolving market dynamics.

**Weekly Arrivals of Cotton in India ('000 Tnnes)**

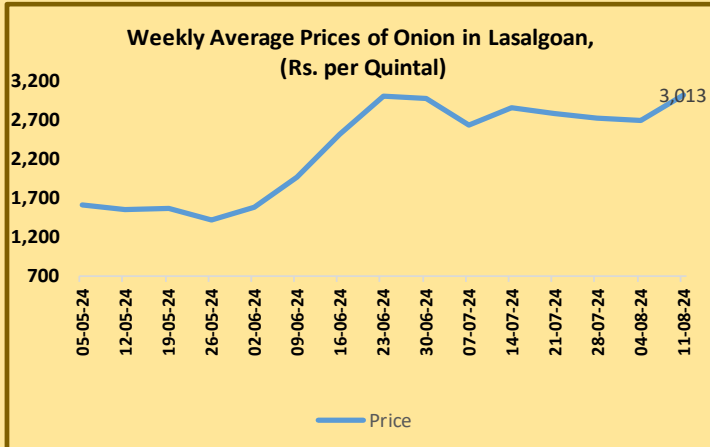
Date	Maharashtra ('000 Tnnes)	India ('000 Tnnes)
07-04-24	18.0	35.0
14-04-24	3.0	10.0
21-04-24	5.0	10.0
28-04-24	8.0	13.0
05-05-24	10.0	13.0
12-05-24	11.0	14.0
19-05-24	12.0	14.0
26-05-24	11.0	13.0
02-06-24	5.0	8.0
09-06-24	3.0	7.0
16-06-24	2.0	6.0
23-06-24	2.0	6.0
30-06-24	2.0	6.0
07-07-24	2.0	6.0
14-07-24	2.0	6.0
21-07-24	2.0	6.0
28-07-24	2.0	6.0
04-08-24	2.0	6.0
11-08-24	2.0	6.0

**Cotton APMC Prices (Rs per Qtl)**

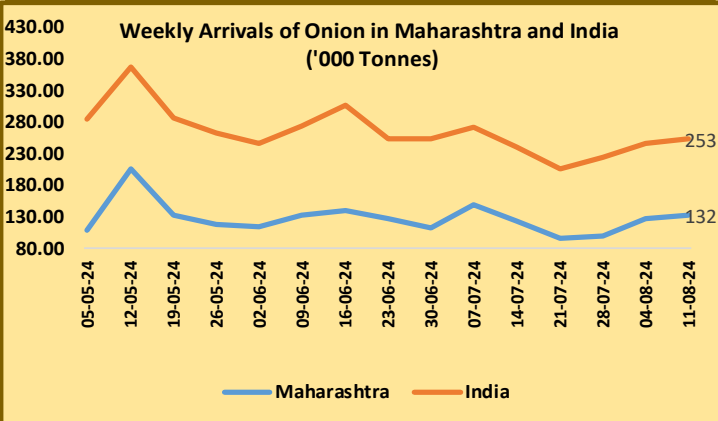
Location	Price (Rs per Qtl)
Rajkot	7,670
Nagpur	7,550
Wardha Yavatmal	7,600
Akola	7,558

6. **Onion** (Click the link to join our WhatsApp group here → <https://rb.gy/hzx5xl>)

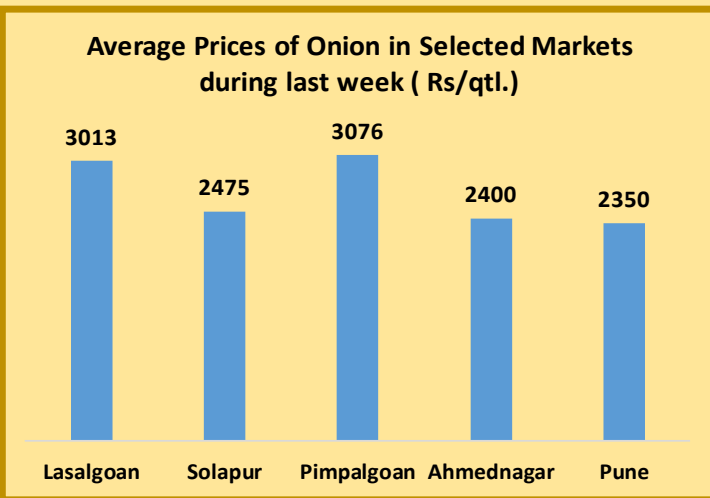
Hon. Balasaheb Thackeray Agribusiness and Rural Transformation Project (SMART)  
**Market Intelligence and Risk Mitigation Cell**  
**Report for Onion (Week ending 11th August 2024)**



-The average price of onion in the Lasalgoan market was Rs. 3013 per quintal last week, which represents 12 percent increased from the previous week.



- Onion arrivals have been increased by 3 percent as compared to the previous week both at national level.

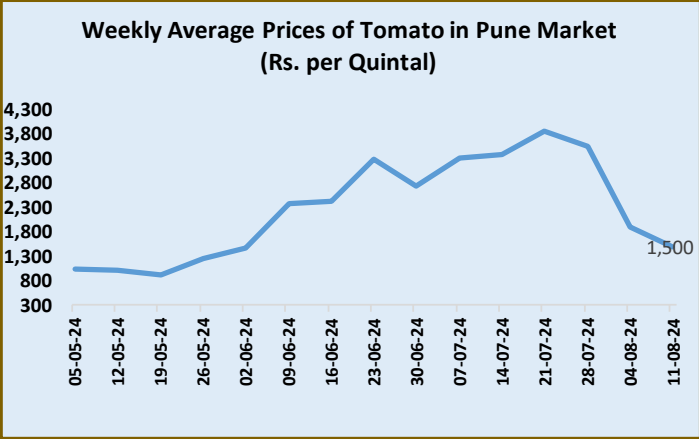


-During the last week, the Pimpalgaon market had the highest average price for onions at Rs. 3076, while the Pune market saw the lowest price at Rs. 2350/qtl.

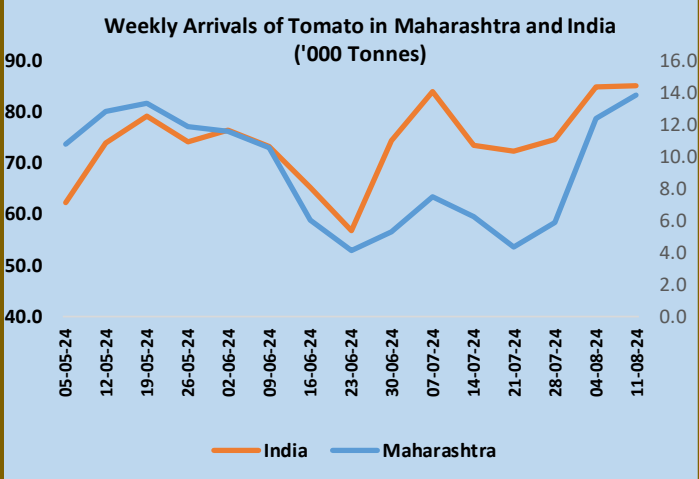
Source: Agmarknet

7. **Tomato** (Click the link to join our WhatsApp group here → <https://rb.gv/hzx5xl>)

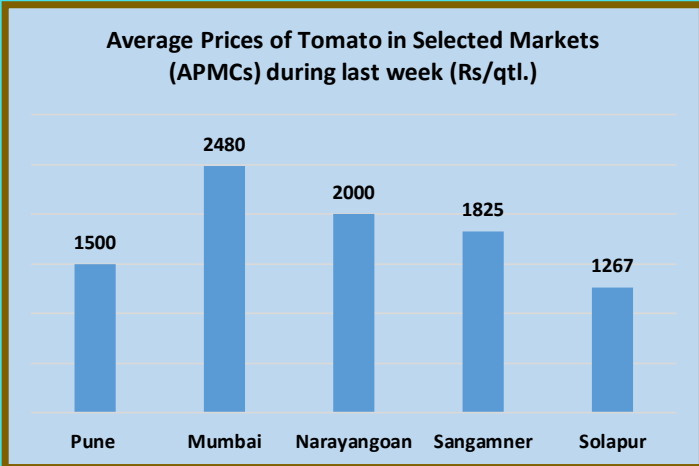
**Hon. Balasaheb Thackeray Agribusiness and Rural Transformation Project (SMART)  
Market Intelligence and Risk Mitigation Cell**  
Report for Tomato (Week ending 11th August 2024)



-The average price of Tomato during last week in Pune market is Rs.1500 per quintal, decreased by 21% as compared to previous week.



- Tomato arrivals have been increased by 0.5 percent as compared to the previous week at national level.



- The highest average prices received in Mumbai market (Rs.2480/quintal) and lowest price received in Solapur market (Rs.1267/quintal)

Source: Agmarknet



8. **Turmeric:** (Click the link to join our WhatsApp group here → <https://rb.gy/hzx5xl>)

**Hon. Balasaheb Thackeray Agribusiness and Rural Transformation (SMART)  
Project  
Market Intelligence and Risk Mitigation Cell**

**Weekly Prices of Turmeric 11 August 2024 : ₹ 14,545 /- Qtl.**

**Weekly Prices of Turmeric in Sangli Market (Rs. per Quintal)**

— Weekly Prices

**The Global Turmeric market is anticipated to rise at a considerable rate during the forecast period, between 2024 and 2031.**

The global Turmeric market size was valued at USD 1081.34 million in 2021 and is expected to expand at a CAGR of 7.19% during the forecast period, reaching USD 1640.13 million by 2031.

**Weekly Arrivals of Turmeric in India ('000 Tonnes)**

— Maharashtra — India

**The global production of turmeric is around 11 lakh tonnes per annum. India dominates the world production scenario contributing 80% followed by China (8%), Myanmar (4%), Nigeria (3%) and Bangladesh (3%).**

**Turmeric Prices in APMC Markets (Rs. / Qtl.)**

Sangli Nanded Hingoli Basmat Risod

**Maharashtra state in India ranks sixth in area under turmeric cultivation. The area under crop is about 16000 hectare with a production of 210000 tones.**

**In Maharashtra Sangli, Hingoli, Nanded, Parbhani, Chandrapur are the major turmeric growing districts**

**In 2024, the market is growing at a steady rate and with the rising adoption of strategies by key players, the market is expected to rise over the projected horizon.**

(Source - Turmeric Outlook - Precision Reports)

(Source: AGMARKNET and Ministry of Agriculture, Govt. of India)

पुढील QR कोड स्कॅन करून  
स्मार्ट प्रकल्पाचे मोबाईल  
ऍप्लिकेशन डाऊनलोड करा



For Further Information:

## Market Intelligence and Risk Mitigation Cell

Project Implementation Unit- Agriculture

**Hon. Balasaheb Thackeray Agribusiness and Rural Transformation Project (SMART)**

Sheti Mahamandal Bhavan, 270, Bhamburda, Senapati Bapat Road, Pune - 411016.

**Phone** : 020-25656577, **Toll Free No.:** 1800 210 1770

**E-mail** : marketintelligence.smart@gmail.com

**Website:** <https://www.smart-mh.org>