



Market Intelligence and Risk Mitigation cell



Weekly Price Monitoring Report



10-03-2025

Project Implementation Unit- Agriculture


The World Bank assisted project

Hon. Balasaheb Thackeray Agribusiness & Rural Transformation Project

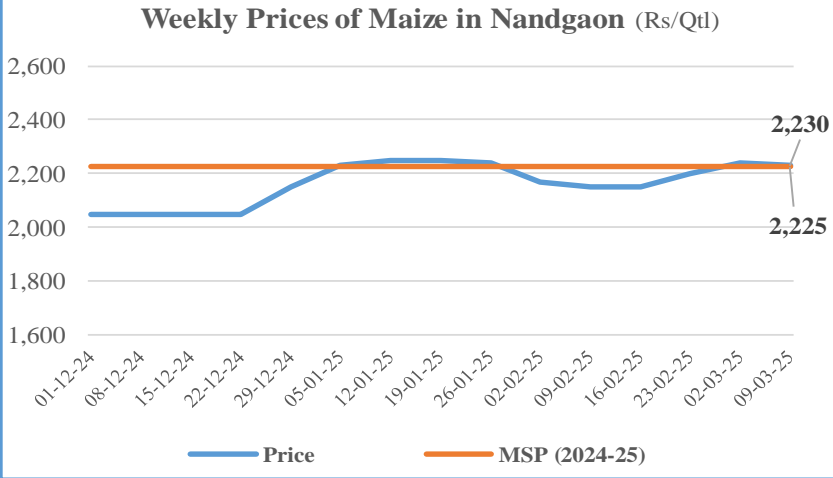
1. **Maize** (Click the link to join our WhatsApp group here → <https://shorturl.at/jOYAM>)

Weekly Price of Maize

By the end of 09 March 2025 : ₹ 2230 /Qtl.



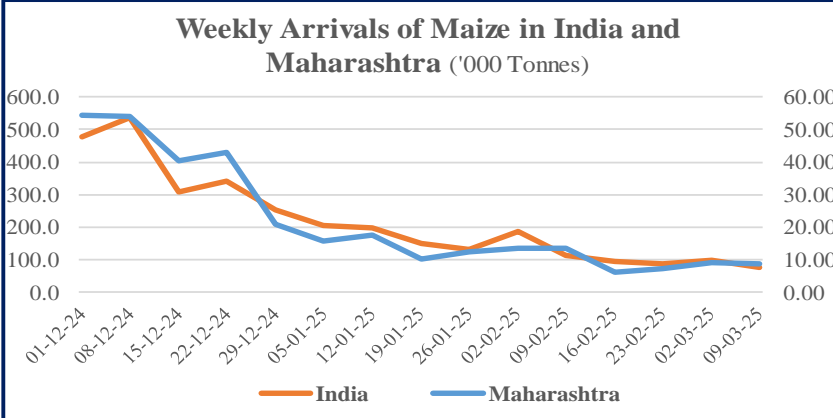
Weekly Prices of Maize in Nandgaon (Rs/Qtl)



Date	Price (Rs/Qtl)	MSP (2024-25) (Rs/Qtl)
01-12-24	2025	2225
08-12-24	2025	2225
15-12-24	2025	2225
22-12-24	2025	2225
29-12-24	2150	2225
05-01-25	2250	2225
12-01-25	2250	2225
19-01-25	2250	2225
26-01-25	2250	2225
02-02-25	2150	2225
09-02-25	2150	2225
16-02-25	2200	2225
23-02-25	2200	2225
02-03-25	2230	2225
09-03-25	2230	2225

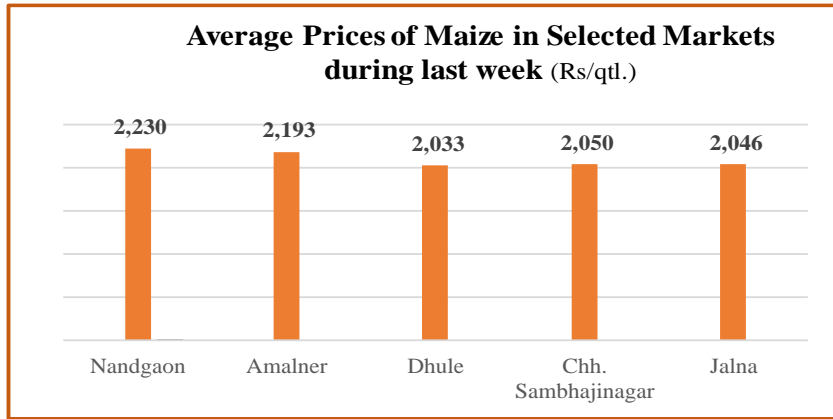
- Last week, in Nandgaon Market the price was Rs.2230 per quintal. The price has decreased compared to last week.
- The Minimum Support Price for Kharif season 2024-25 is Rs. 2225 per quintal.
- At present, the price of maize is higher than MSP.
- Compared to the previous week, the arrival of maize at the national and state level have decreased by 23.40 % and 2.35 % respectively.
- During the last week, the highest average price of Maize at Rs. 2230 per quintal in Nandgaon market, while the Dhule market observed the lowest price at Rs. 2033 per quintal.

Weekly Arrivals of Maize in India and Maharashtra ('000 Tonnes)



Date	India ('000 Tonnes)	Maharashtra ('000 Tonnes)
01-12-24	480	550
08-12-24	520	550
15-12-24	320	420
22-12-24	350	450
29-12-24	280	220
05-01-25	220	180
12-01-25	200	180
19-01-25	150	100
26-01-25	180	120
02-02-25	180	120
09-02-25	100	100
16-02-25	100	80
23-02-25	100	100
02-03-25	100	100
09-03-25	100	100

Average Prices of Maize in Selected Markets during last week (Rs/qtt.)

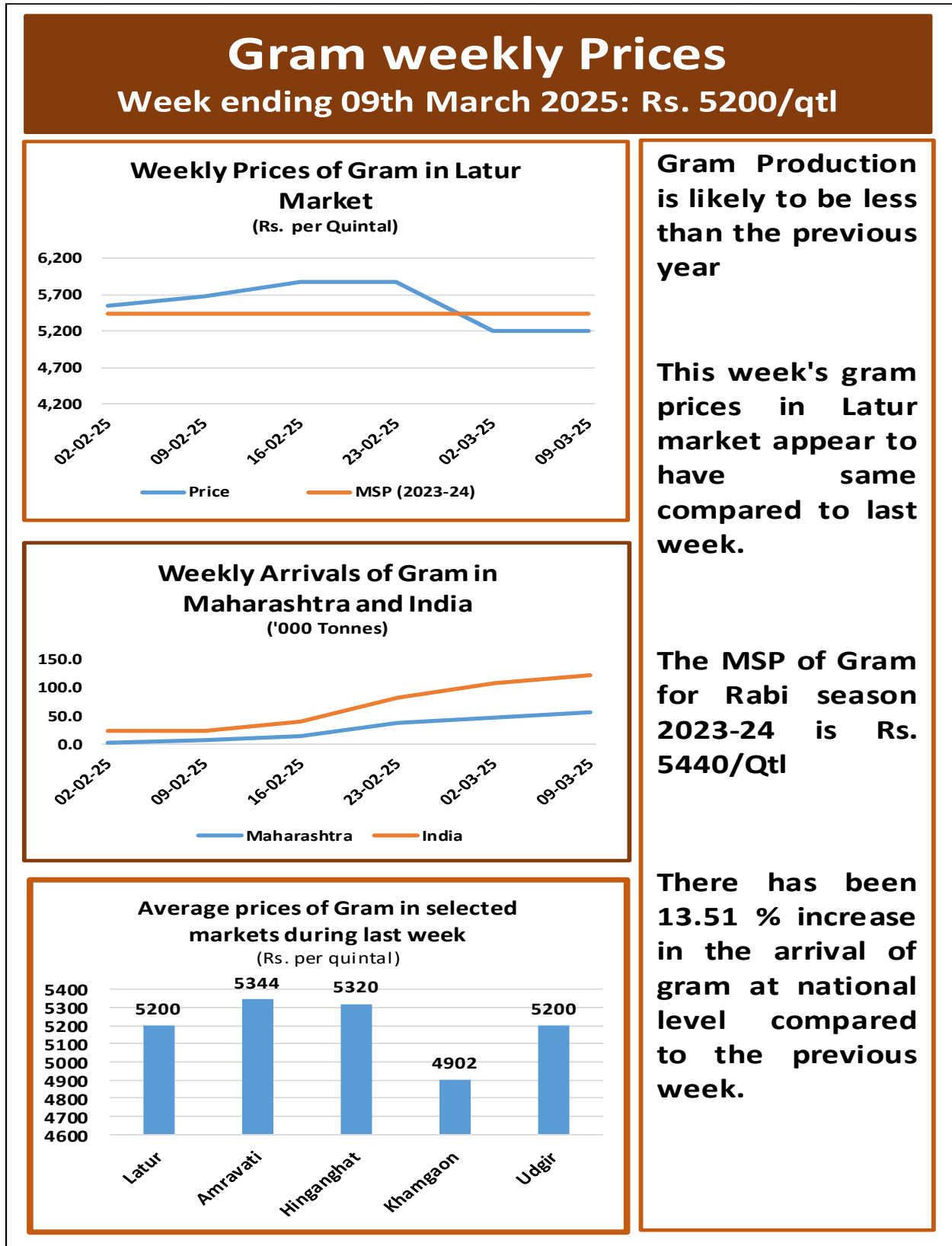


Market	Average Price (Rs/qtt.)
Nandgaon	2,230
Amalner	2,193
Dhule	2,033
Chh. Sambhajinagar	2,050
Jalna	2,046

Source : Agmarknet

2

2. **Gram** (Click the link to join our WhatsApp group here → <https://shorturl.at/jOYAM>)



3. **Tur** (Click the link to join our WhatsApp group here → <https://shorturl.at/jOYAM>)

Tur weekly Prices

Week ending 9th March 2025: Rs. 7268/qtl

Weekly Prices of Tur in Latur
(Rs. per Quintal)

Date	Price	MSP (2024-25)
02-02-25	7250	7550
09-02-25	7250	7550
16-02-25	7250	7550
23-02-25	7250	7550
02-03-25	7250	7550
09-03-25	7268	7550

Weekly Arrivals of Tur in Maharashtra and India
('000 Tonnes)

Date	Maharashtra	India
02-02-25	40	68
09-02-25	45	70
16-02-25	20	55
23-02-25	25	58
02-03-25	20	50
09-03-25	25	48

Average prices of Tur in selected markets during last week
(Rs. per quintal)

Market	Price
Latur	7250
Amravati	7259
Hinganghat	6895
Khamgaon	6857
Akola	7394

Tur Production is likely to be same as last year.

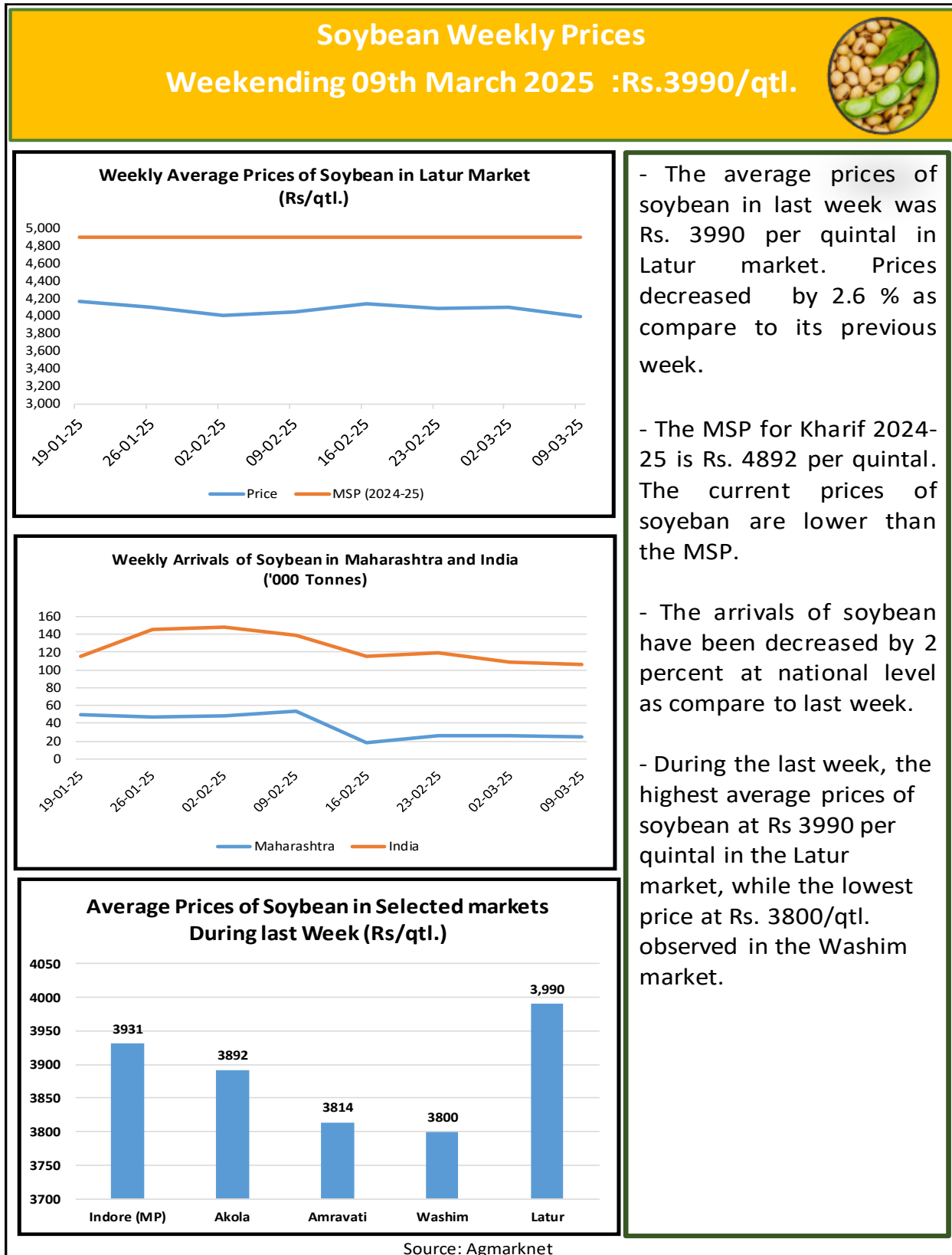
This week's Tur prices in Latur market appear to have increased compared to last week.

Current Prices are lower than MSP.

The MSP for Kharif 2024-25 is Rs. 7550/Qtl

There has been 3.90 % decrease in the arrivals of Tur at national level compared to the previous week.


4. **Soybean** (Click the link to join our WhatsApp group here → <https://shorturl.at/jOYAM>)

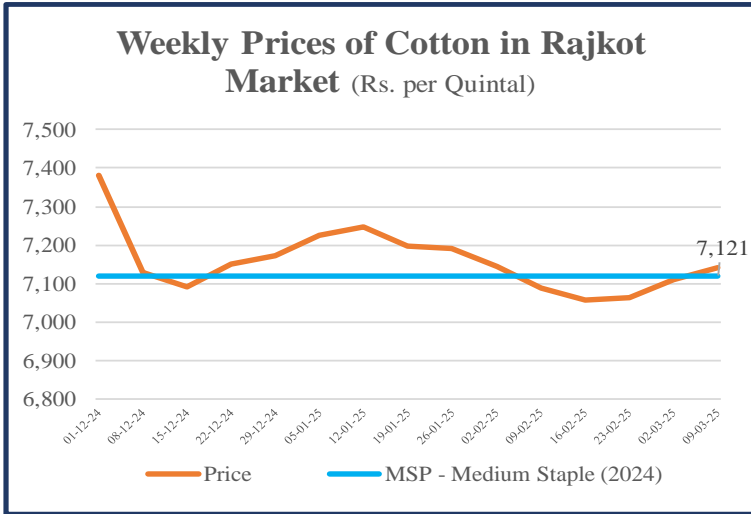


5. **Cotton** (Click the link to join our WhatsApp group here → <https://shorturl.at/iOYAM>)

Weekly Price of Cotton

By the end of 9 March 2025: ₹ 7,142/qtl.



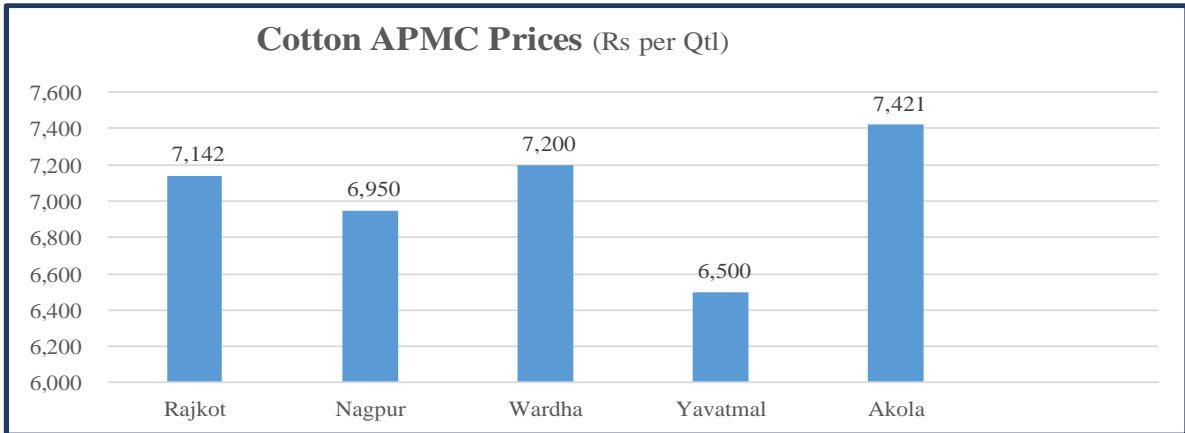
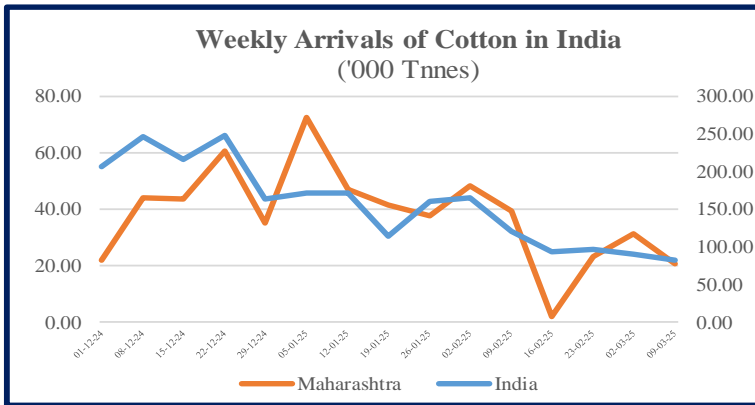


The average price of Cotton during last week in Rajkot market is Rs. 7142/- per quintal.

Prices were stable as like last week.

Cotton arrivals have been decreased by about 7800 tonnes as compared to the previous week at national level.

- The highest average prices received in Akola market (Rs.7421/quintal) and lowest price received in the Yavatmal market (Rs.6500/quintal)



6. **Onion** (Click the link to join our WhatsApp group here → <https://shorturl.at/jOYAM>)

Onion Weekly Prices

Weekending 09 March 2025 : Rs. 2236 / qtl.

Weekly Average Prices of Onion in Lasalgoan (Niphad) (Rs. per Quintal)

Weekly Arrivals of Onion in Maharashtra and India ('000 Tonnes)

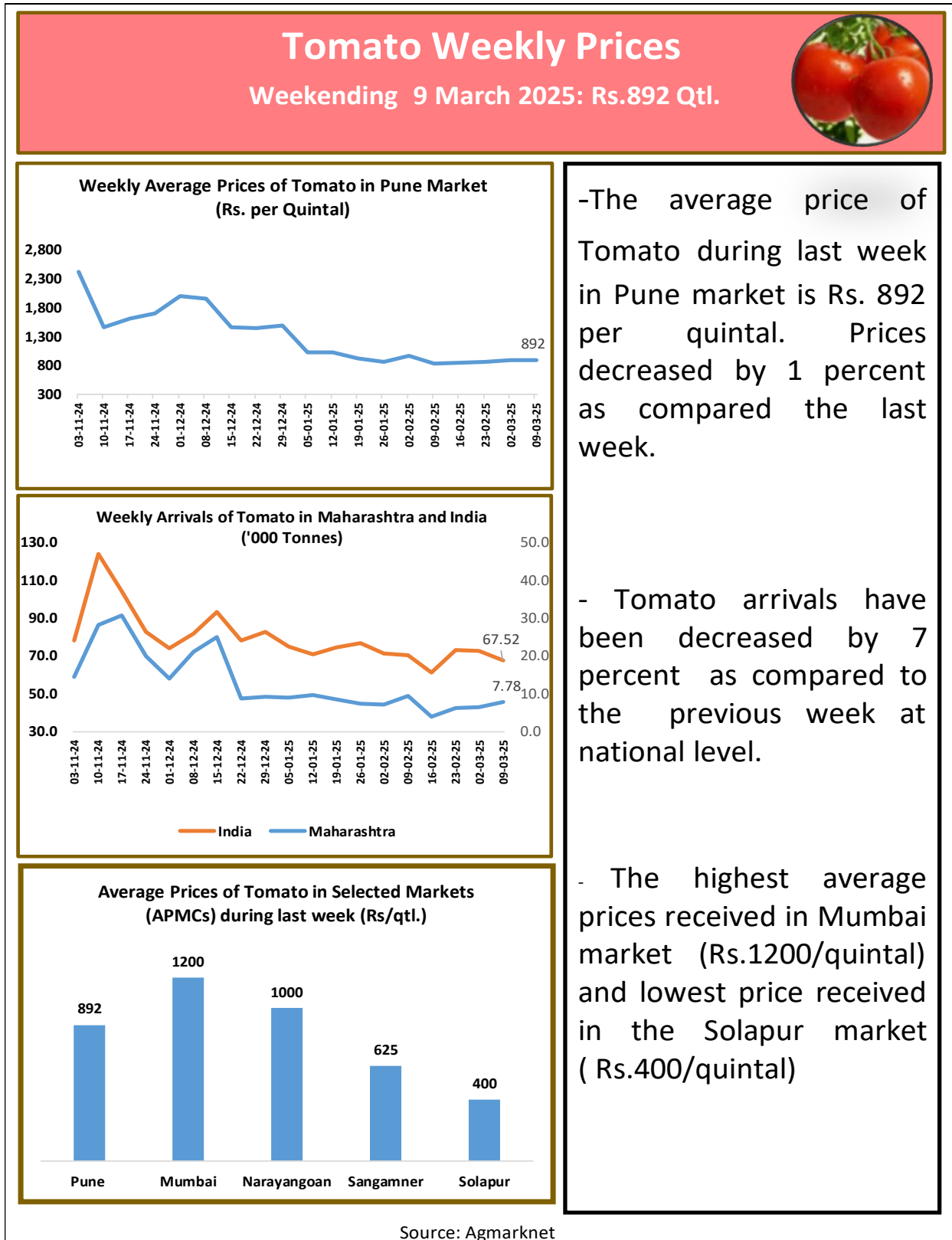
Average Prices of Onion in Selected Markets during last week (Rs/qtl.)

Market	Average Price (Rs/qtl.)
Lasalgoan (Niphad)	2236
Solapur	1675
Pimpalgaon	2072
Ahmednagar	1640
Pune	1858

- The average price of onion in the Lasalgoan (Niphad) market was Rs. 2236 per quintal last week, The price has decreased by 5 % as compared to the previous week.
- Compared to the previous week, the arrival of onion at the national and state level have increased by 12.55% and 33.60 % respectively.
- During the last week, the Lasalgoan (Niphad) market had the highest average price for onions at Rs. 2236 per quintal, while the Ahmednagar market observed the lowest price at Rs. 1640 per quintal.

Source: Agmarknet


7. **Tomato** (Click the link to join our WhatsApp group here → <https://shorturl.at/jOYAM>)



8. **Turmeric** (Click the link to join our WhatsApp group here → <https://shorturl.at/jOYAM>)

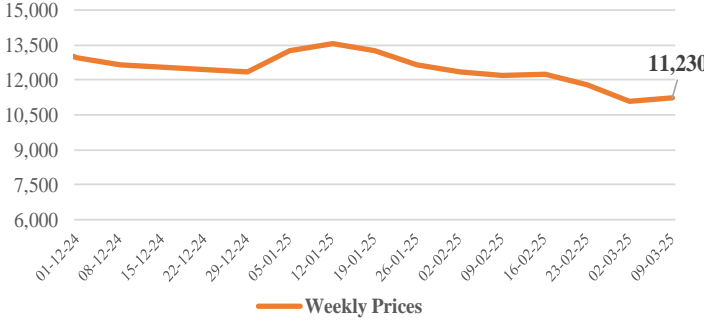
Weekly Prices of Turmeric

By the end of 09 March 2025 : ₹. 11,230 /Qtl.



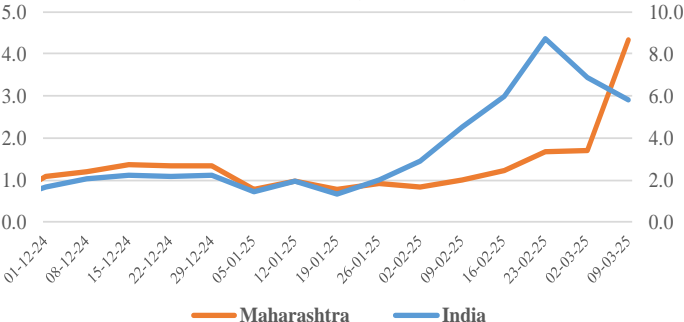
Weekly Prices of Turmeric in Hingoli Market

(Rs. per Quintal)



Date	Price (Rs. per Quintal)
01-12-24	13,000
08-12-24	12,800
15-12-24	12,500
22-12-24	12,200
29-12-24	12,500
05-01-25	13,200
12-01-25	13,500
19-01-25	13,000
26-01-25	12,500
02-02-25	12,200
09-02-25	12,000
16-02-25	11,800
23-02-25	11,500
02-03-25	11,230

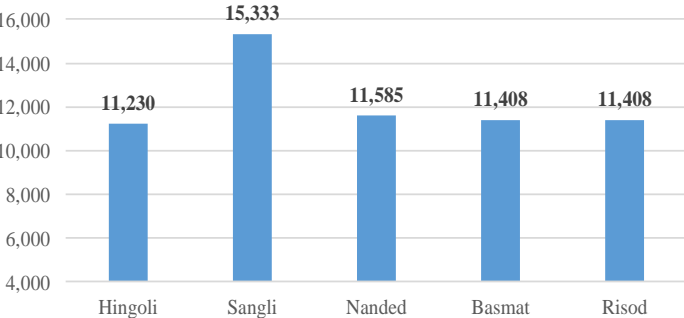
Weekly Arrivals of Turmeric in India & Maharashtra ('000 Tonnes)



Date	Maharashtra	India
01-12-24	1.0	1.0
08-12-24	1.2	1.2
15-12-24	1.2	1.2
22-12-24	1.2	1.2
29-12-24	1.2	1.2
05-01-25	0.8	1.0
12-01-25	0.8	1.0
19-01-25	0.8	1.0
26-01-25	0.8	1.5
02-02-25	0.8	2.5
09-02-25	1.2	4.0
16-02-25	1.5	8.5
23-02-25	1.5	6.5
02-03-25	1.5	6.0
09-03-25	4.5	8.0

Turmeric Prices in APMC Markets

(Rs./Qtl.)



Market	Price (Rs./Qtl.)
Hingoli	11,230
Sangli	15,333
Nanded	11,585
Basmat	11,408
Risod	11,408

- Last week, in Hingoli Market the price was Rs. 11230 / per quintal. The price has increased compared to last week.
- Compared to the previous week, the arrivals of turmeric at the national level has decreased by 15.60 % and state level has increased by 154.76 %.
- During the last week, the highest average price of Turmeric at Rs.15333/quintal in Sangli market, while the Hingoli market observed the lowest price at Rs. 11230 / qtl.
- The Global Turmeric market is anticipated to rise at a considerable rate during the forecast period, between 2024 to 2031.
- Maharashtra is ranked first in India in terms of area and production of turmeric in the year 2023-24.
- In Maharashtra Sangli, Hingoli, Nanded, Parbhani, Washim are the major turmeric growing districts

(Source - Turmeric Outlook - Precision Reports)

Source - Agmarknet

9

(Source: AGMARKNET and Ministry of Agriculture, Govt. of India)

**Click here or scan the
QR code to connect on
WhatsApp**

Link- <https://shorturl.at/joyam>



For Further Information:

Market Intelligence and Risk Mitigation Cell

Project Implementation Unit- Agriculture

Hon. Balasaheb Thackeray Agribusiness and Rural Transformation Project (SMART)

Sheti Mahamandal Bhavan, 270, Bhamburda, Senapati Bapat Road, Pune - 411016.

Phone : 020-25656577, **Toll Free No.:** 1800 210 1770

E-mail : marketintelligence.smart@gmail.com

Website: <https://www.smart-mh.org>