



## Market Intelligence and Risk Mitigation cell



# Weekly Price Monitoring Report



Project Implementation Unit- Agriculture


The World Bank assisted project

## Hon. Balasaheb Thackeray Agribusiness & Rural Transformation Project

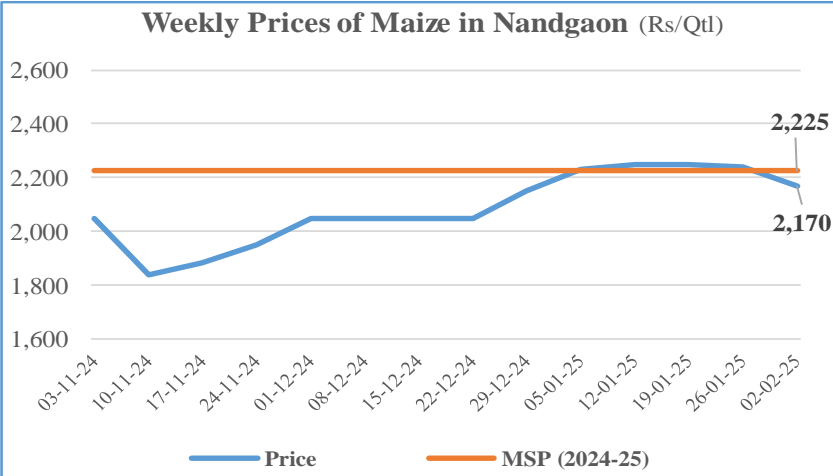
1. **Maize** (Click the link to join our WhatsApp group here → <https://shorturl.at/jOYAM>)

## Weekly Price of Maize

**By the end of 02 February 2025 : ₹ 2170 /Qtl.**



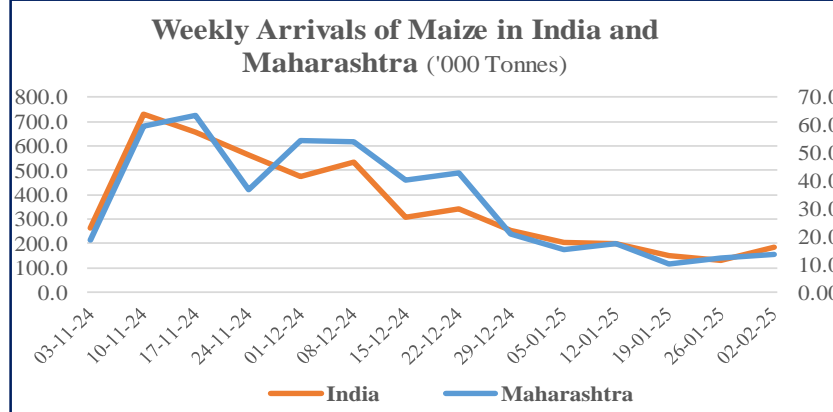
Weekly Prices of Maize in Nandgaon (Rs/Qtl)



Date	Price (Rs/Qtl)	MSP (2024-25) (Rs/Qtl)
03-11-24	2050	2225
10-11-24	1850	2225
17-11-24	1900	2225
24-11-24	1950	2225
01-12-24	2050	2225
08-12-24	2050	2225
15-12-24	2050	2225
22-12-24	2050	2225
29-12-24	2150	2225
05-01-25	2250	2225
12-01-25	2250	2225
19-01-25	2250	2225
26-01-25	2250	2225
02-02-25	2170	2225

- Last week, in Nandgaon Market the price was **Rs.2170 per quintal**. The price has decreased compared to last week.
- The Minimum Support Price for Kharif season 2024-25 is **Rs. 2225 per quintal**.

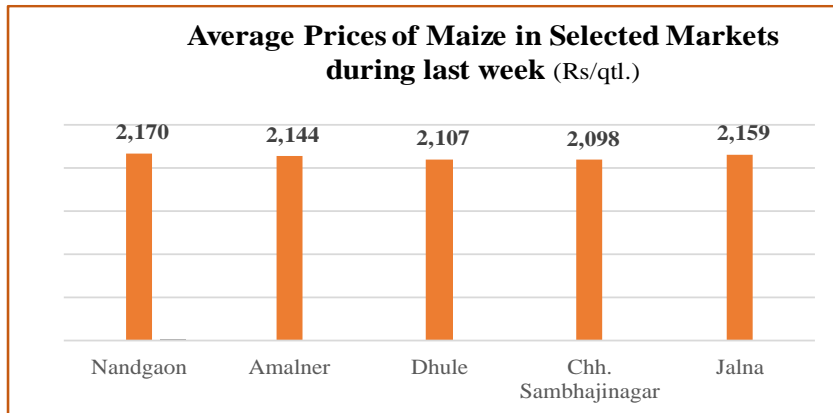
Weekly Arrivals of Maize in India and Maharashtra ('000 Tonnes)



Date	India ('000 Tonnes)	Maharashtra ('000 Tonnes)
03-11-24	200	200
10-11-24	700	700
17-11-24	650	700
24-11-24	550	450
01-12-24	450	600
08-12-24	500	600
15-12-24	300	450
22-12-24	350	450
29-12-24	250	250
05-01-25	200	200
12-01-25	200	200
19-01-25	150	150
26-01-25	150	150
02-02-25	180	150

- At present, the price of maize is lower than MSP.
- Compared to the previous week, the arrival of maize at the national and state level has increased by **41.58 %** and **9.50 %** respectively.

Average Prices of Maize in Selected Markets during last week (Rs/ctl.)



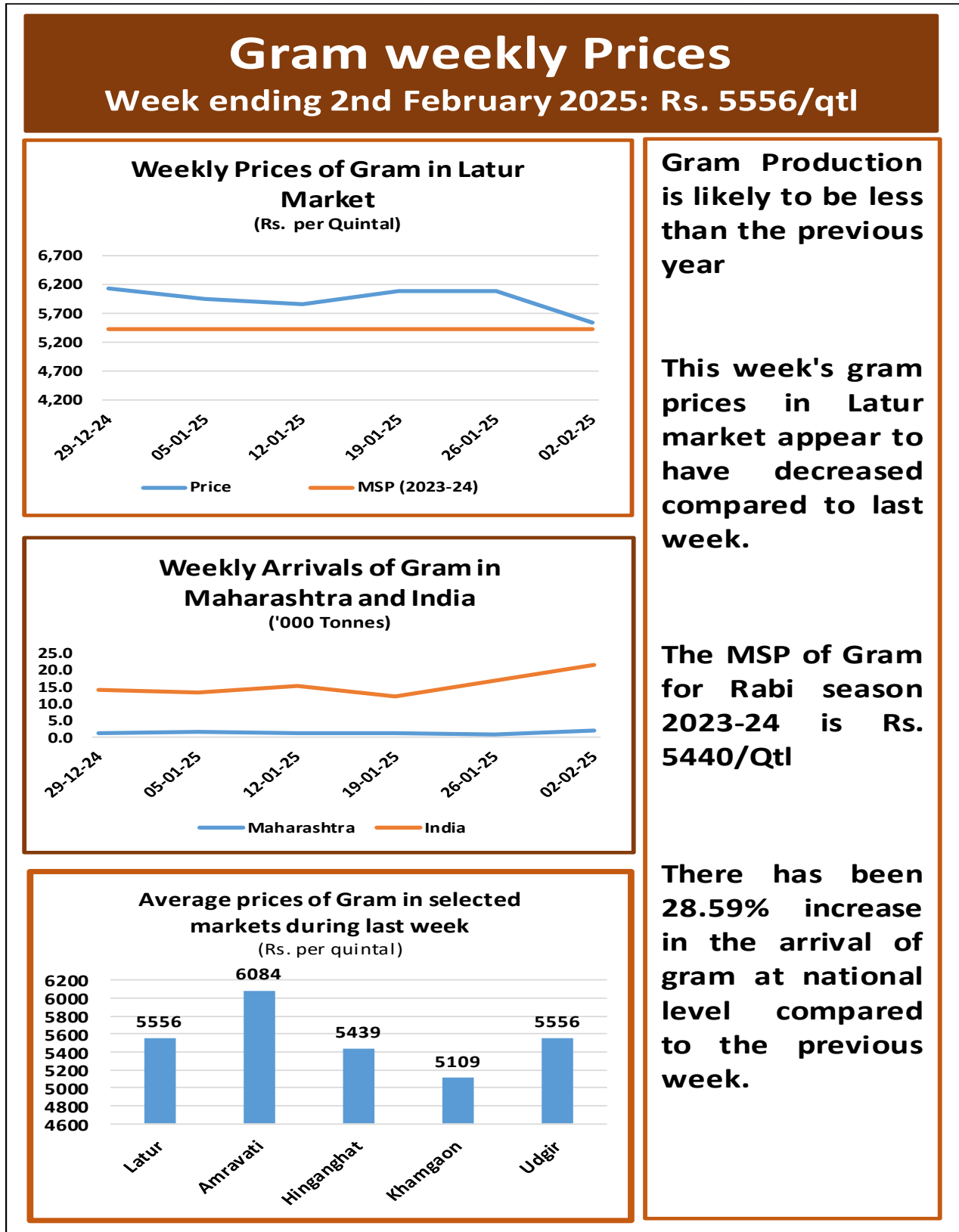
Market	Average Price (Rs/ctl.)
Nandgaon	2,170
Amalner	2,144
Dhule	2,107
Chh. Sambhajinagar	2,098
Jalna	2,159

- During the last week, the highest average price of Maize at **Rs. 2170 per quintal** in Nandgaon market, while the Chh. Sambhajinagar market observed the lowest price at **Rs. 2098/ qtl.**

Source : Agmarknet

2

2. **Gram** (Click the link to join our WhatsApp group here → <https://shorturl.at/jOYAM>)



3. **Tur** (Click the link to join our WhatsApp group here → <https://shorturl.at/jOYAM>)

## Tur weekly Prices

### Week ending 02nd February 2025: Rs. 7240/qtl

#### Weekly Prices of Tur in Latur (Rs. per Quintal)

Date	Price (Rs. per Quintal)	MSP (2024-25)
29-12-24	7,800	7,550
05-01-25	7,900	7,550
12-01-25	7,600	7,550
19-01-25	7,300	7,550
26-01-25	7,400	7,550
02-02-25	7,240	7,550

#### Weekly Arrivals of Tur in Maharashtra and India ('000 Tonnes)

Date	Maharashtra ('000 Tonnes)	India ('000 Tonnes)
29-12-24	10	20
05-01-25	15	30
12-01-25	18	45
19-01-25	20	40
26-01-25	25	50
02-02-25	35	65

#### Average prices of Tur in selected markets during last week (Rs. per quintal)

Market	Average Price (Rs. per quintal)
Latur	7240
Amravati	7307
Hinganghat	7225
Khamsaon	6427
Akola	7312

**Tur Production is likely to be same as last year.**

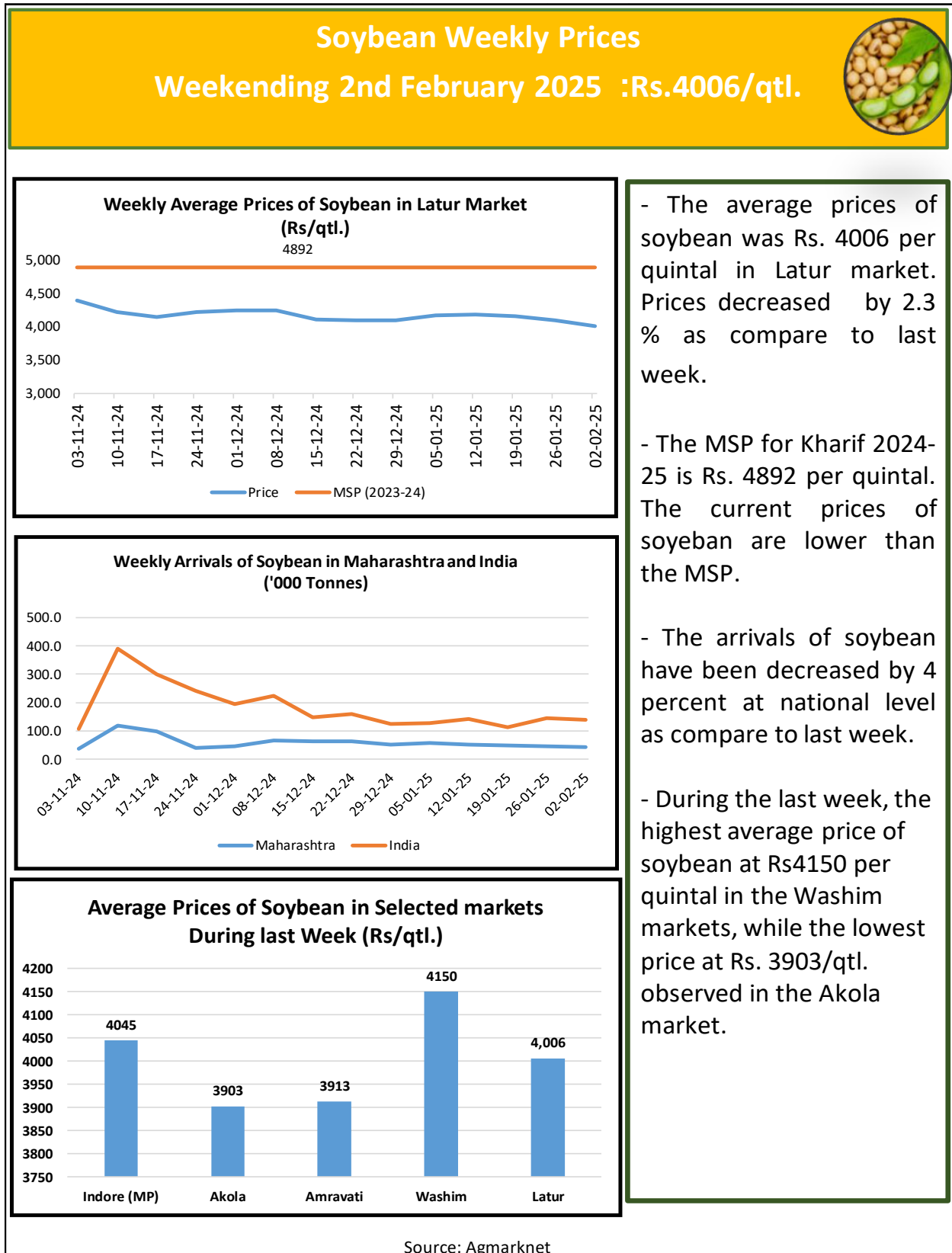
**This week's Tur prices in Latur market appear to have decreased compared to last week.**

**Current Prices are lower than MSP.**

**The MSP for Kharif 2024-25 is Rs. 7550/Qtl**

**There has been 20.82 % increase in the arrival of Tur at national level compared to the previous week.**


4. **Soybean** (Click the link to join our WhatsApp group here → <https://shorturl.at/jOYAM>)

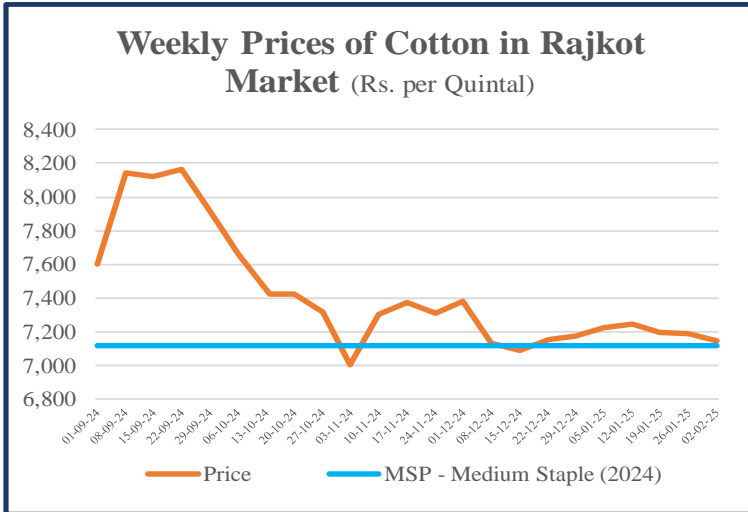


5. **Cotton** (Click the link to join our WhatsApp group here → <https://shorturl.at/iOYAM>)

## Weekly Price of Cotton

By the end of 02 February 2025: ₹ 7,146/qtl.



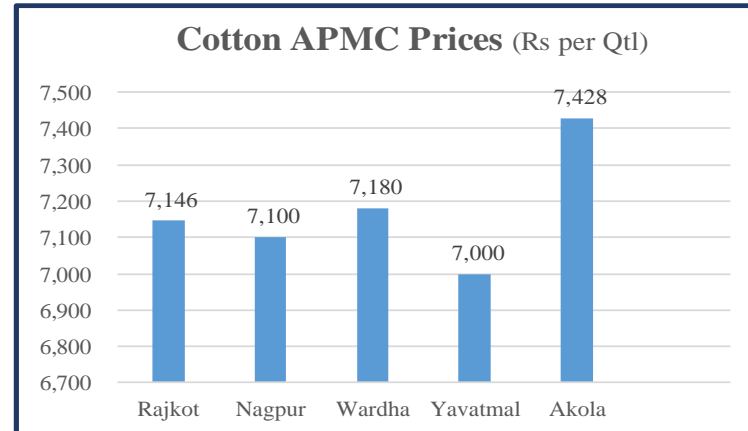
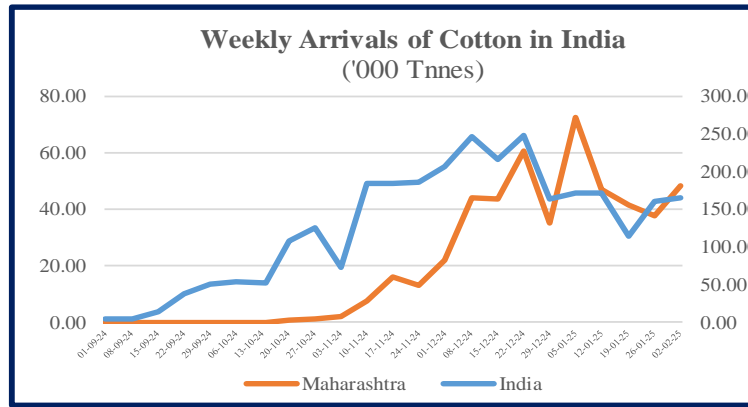


**India's cotton production for the 2024-25 season is forecast to drop by 7.4% to 30.2 million bales due to reduced planted area and crop damage from excessive rainfall.**

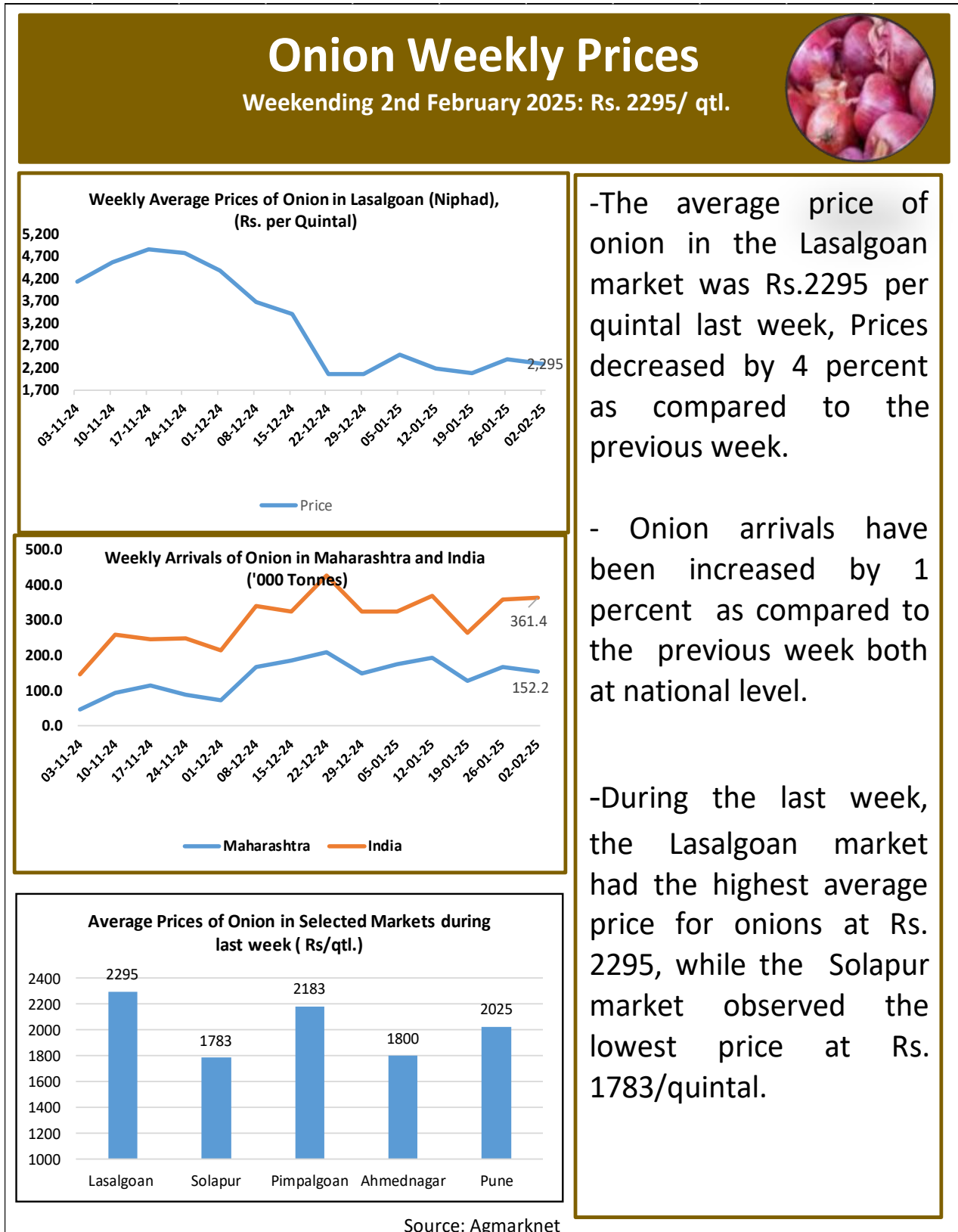
**The USDA also revised its India production forecast down to 30.72 million bales, further tightening supply.**

**This decline in domestic production is expected to reduce exports and increase the need for imports, which are projected to rise to 2.5 million bales from 1.75 million bales in the previous year.**

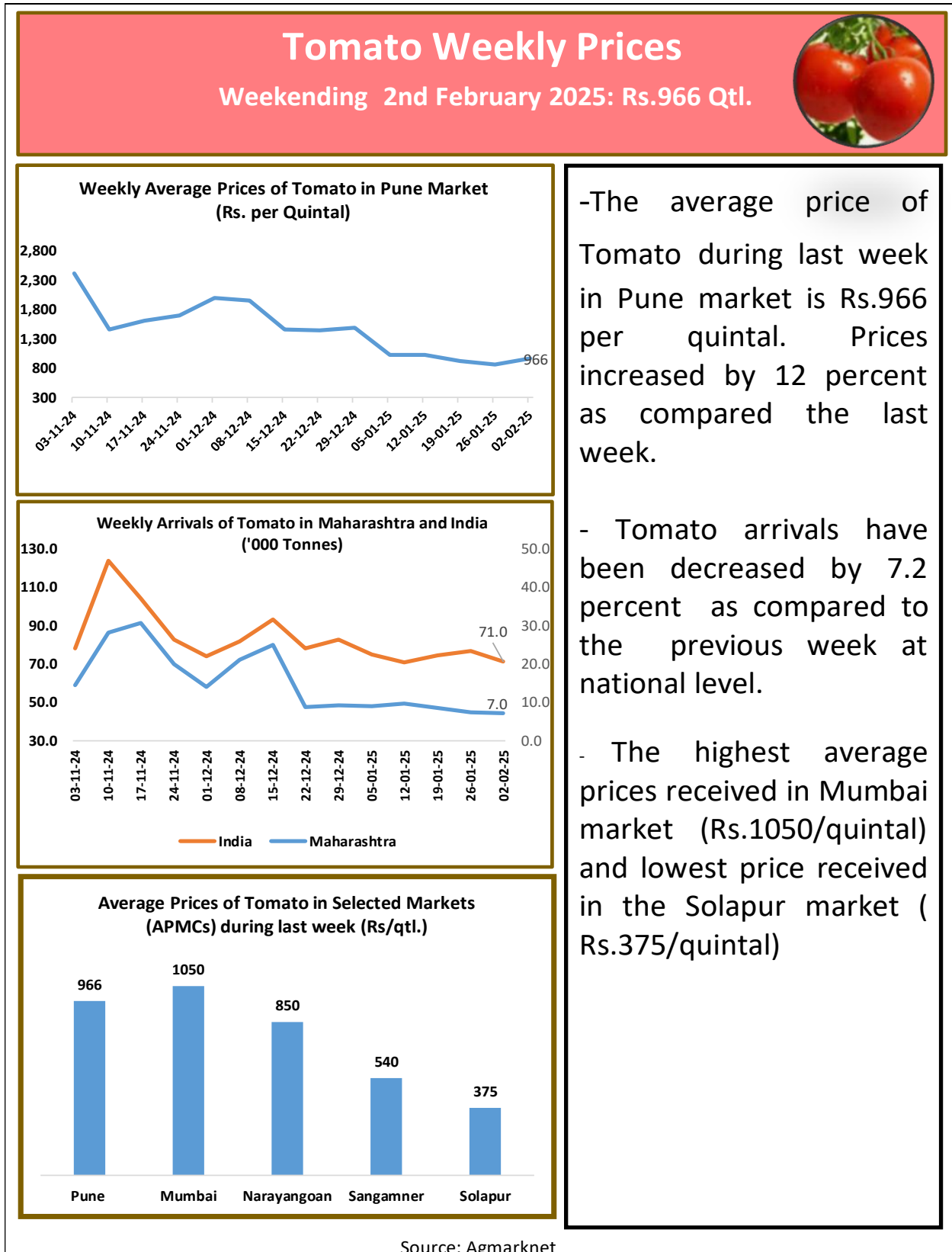
**Cotton production is projected to increase in China, Brazil, and Argentina, more than offsetting reductions in the US and Spain**  
(Source – USDA )



6. **Onion** (Click the link to join our WhatsApp group here → <https://shorturl.at/jOYAM>)



7. **Tomato** (Click the link to join our WhatsApp group here → <https://shorturl.at/jOYAM>)






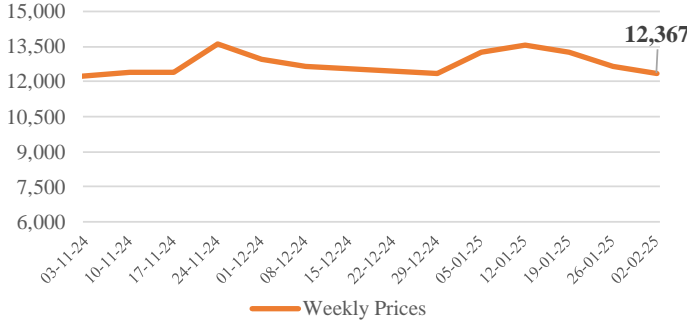
8. **Turmeric** (Click the link to join our WhatsApp group here → <https://shorturl.at/jOYAM>)

## Weekly Prices of Turmeric

**By the end of 02 February 2025 : ₹ 12,367 /Qtl.**

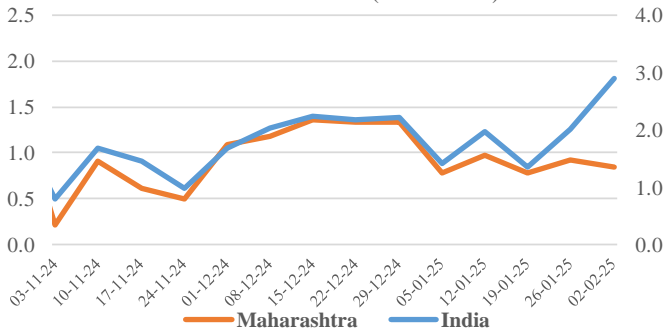


### Weekly Prices of Turmeric in Hingoli Market (Rs. per Quintal)



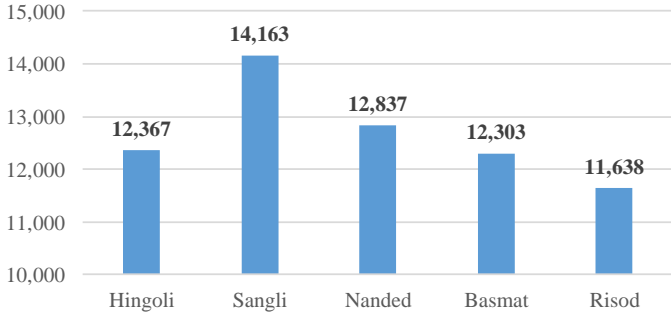
Date	Price (Rs. per Quintal)
03-11-24	12,000
10-11-24	12,000
17-11-24	12,000
24-11-24	13,500
01-12-24	12,500
08-12-24	12,500
15-12-24	12,500
22-12-24	12,500
29-12-24	12,500
05-01-25	13,500
12-01-25	13,500
19-01-25	12,500
26-01-25	12,500
02-02-25	12,367

### Weekly Arrivals of Turmeric in India & Maharashtra ('000 Tonnes)



Date	Maharashtra	India
03-11-24	0.5	0.5
10-11-24	0.9	1.1
17-11-24	0.6	0.9
24-11-24	0.5	0.6
01-12-24	1.1	1.1
08-12-24	1.3	1.4
15-12-24	1.4	1.4
22-12-24	1.4	1.4
29-12-24	0.8	1.0
05-01-25	1.0	1.3
12-01-25	0.8	0.8
19-01-25	0.9	1.4
26-01-25	0.9	1.8
02-02-25	0.8	3.0

### Turmeric Prices in APMC Markets (Rs./Qtl.)



Market	Price (Rs./Qtl.)
Hingoli	12,367
Sangli	14,163
Nanded	12,837
Basmat	12,303
Risod	11,638

- Last week, in Hingoli Market the price was Rs. 12367/- per quintal. The price has decreased compared to last week.
- Compared to the previous week, the arrivals of turmeric at the national levels has increased by 43.76 % and state levels has decreased by 8.85 %.
- During the last week, the highest average price of Turmeric at Rs. 14163 / quintal in Sangli market, while the Risod market observed the lowest price at Rs. 11638 / qtl.
- The Global Turmeric market is anticipated to rise at a considerable rate during the forecast period, between 2024 and 2031.
- The global production of turmeric is around 11 lakh tonnes per annum. India dominates the world production scenario contributing 80% followed by China (8%), Myanmar (4%), Nigeria (3%) and Bangladesh (3%).
- In 2023-24, India had exported 1.62 lakh tonnes of turmeric compared to 1.70 lakh tonnes in the previous year.
- Maharashtra is ranked first in India in terms of area and production of turmeric in the years 2023-24.
- In Maharashtra Sangli, Hingoli, Nanded, Parbhani, Washim are the major turmeric growing districts

(Source - Turmeric Outlook - Precision Reports)

**Source - Agmarknet**

9

(Source: AGMARKNET and Ministry of Agriculture, Govt. of India)

**Click here or scan the  
QR code to connect on  
WhatsApp**

**Link- <https://shorturl.at/joyam>**



**For Further Information:**

## **Market Intelligence and Risk Mitigation Cell**

**Project Implementation Unit- Agriculture**

**Hon. Balasaheb Thackeray Agribusiness and Rural Transformation Project (SMART)**

Sheti Mahamandal Bhavan, 270, Bhamburda, Senapati Bapat Road, Pune - 411016.

**Phone** : 020-25656577, **Toll Free No.:** 1800 210 1770

**E-mail** : [marketintelligence.smart@gmail.com](mailto:marketintelligence.smart@gmail.com)

**Website:** <https://www.smart-mh.org>